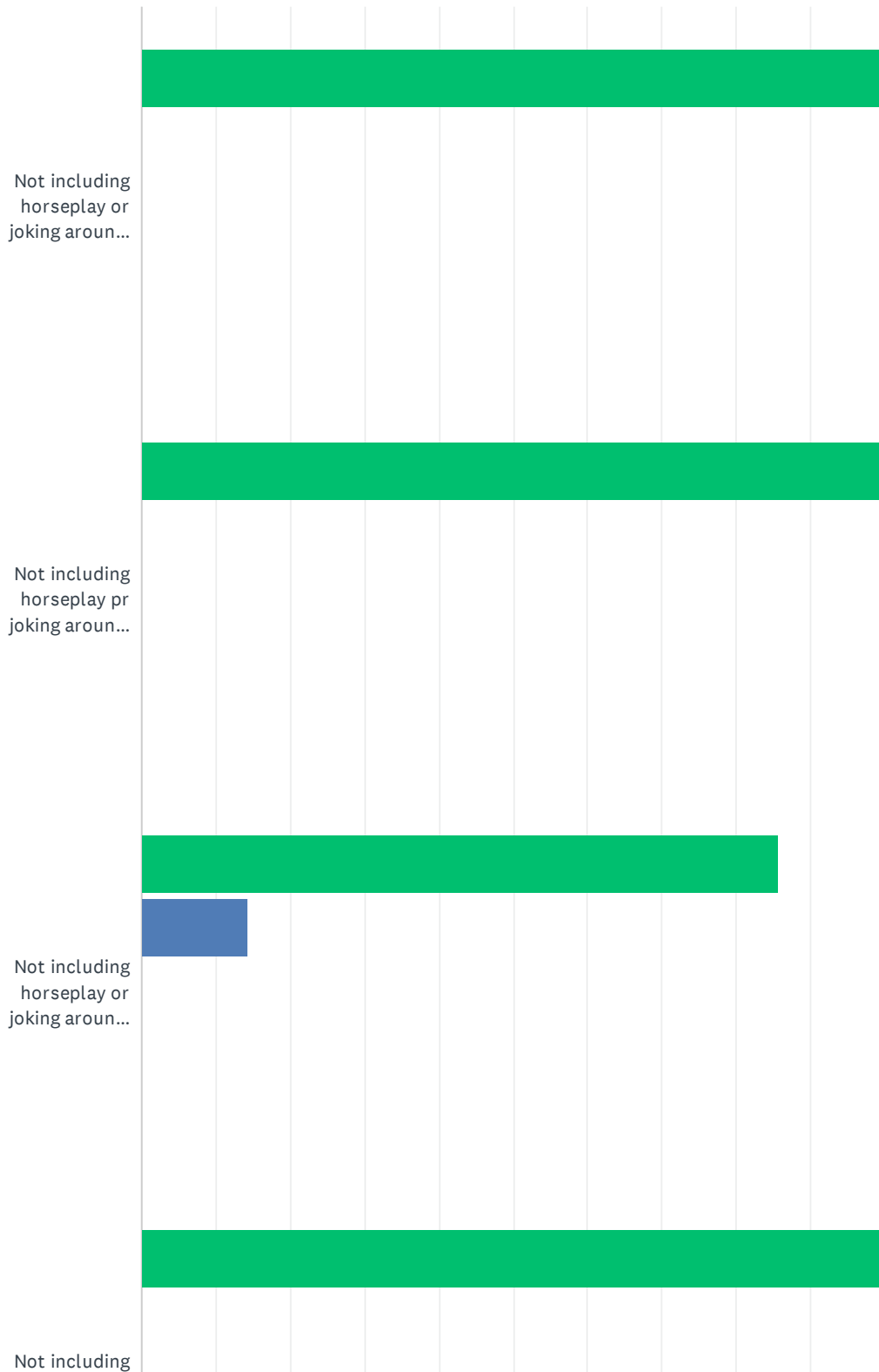
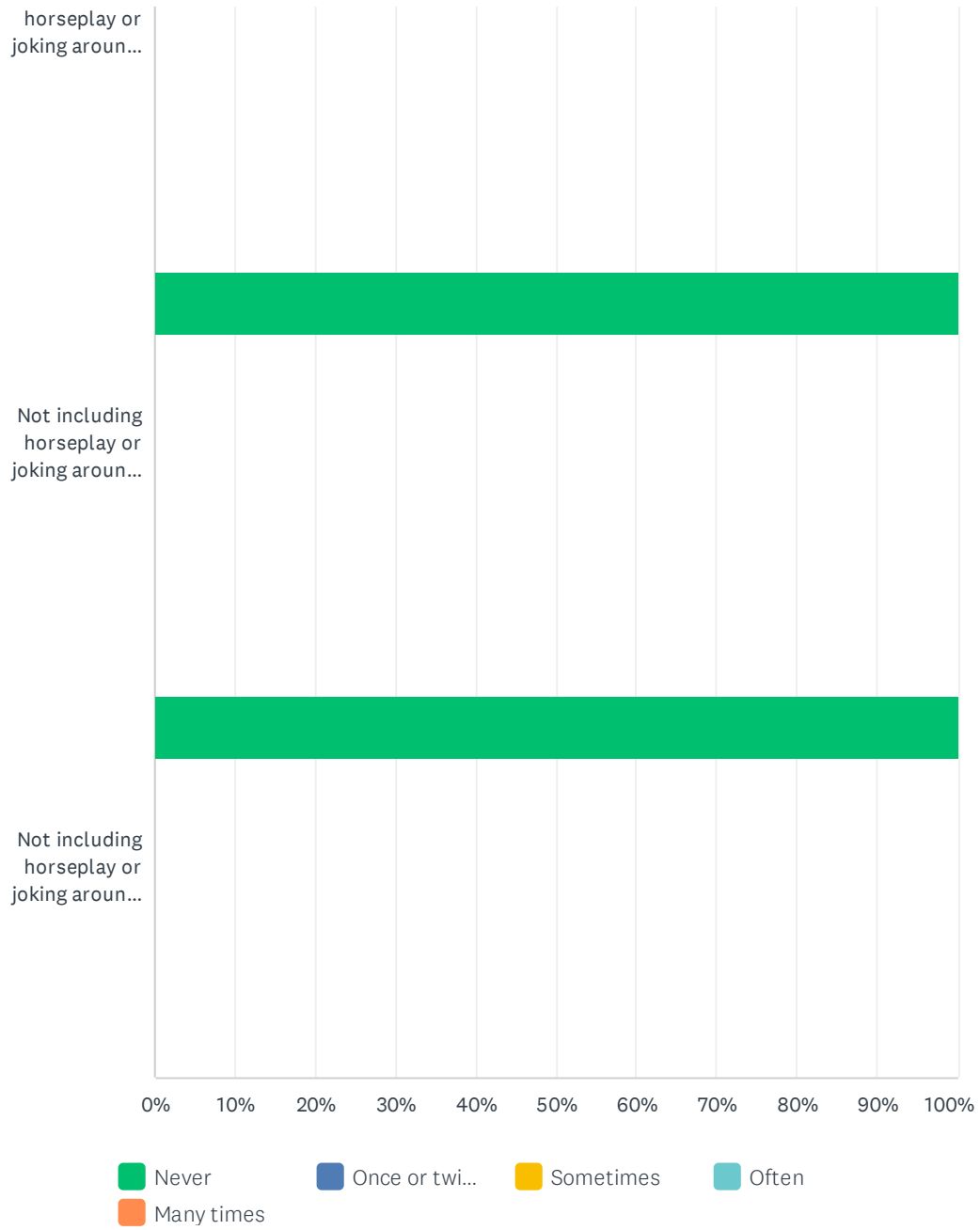


Q1 Dating Violence Victimization Prevalence: Answer the next questions about any hook-up, partner, or spouse you have had, including exes, regardless of the length of the relationship, since you enrolled at MSL.

Answered: 7 Skipped: 0



MSL Dating Violence Victimization on Campus Survey

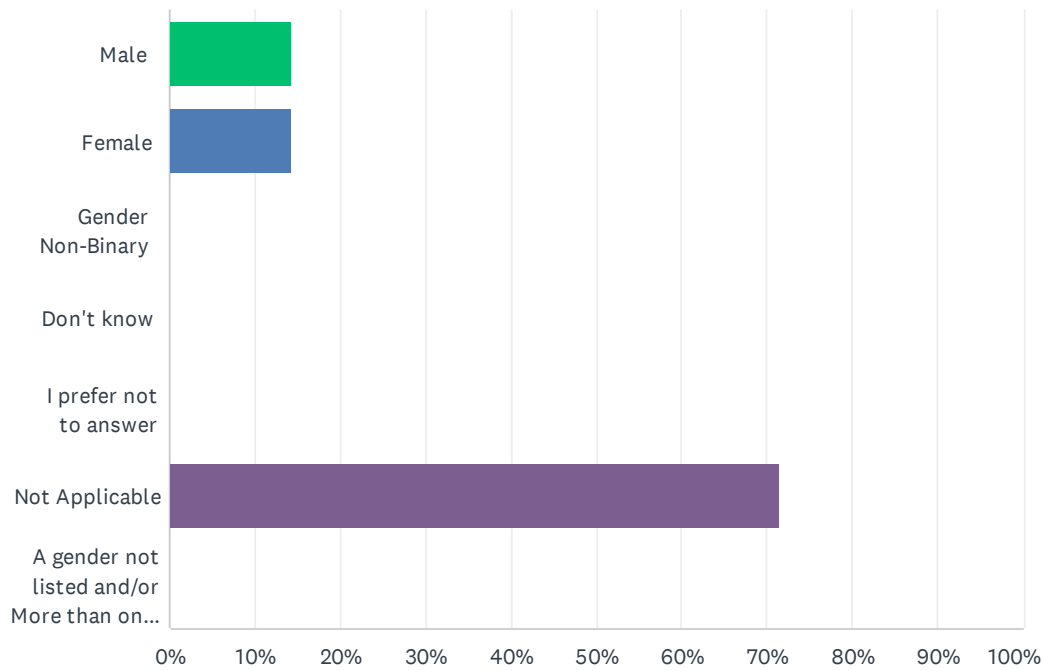


MSL Dating Violence Victimization on Campus Survey

	NEVER	ONCE OR TWICE	SOMETIMES	OFTEN	MANY TIMES	TOTAL	WEIGHTED AVERAGE
Not including horseplay or joking around, the person threatened to hurt me and I thought I might really get hurt	100.00% 7	0.00% 0	0.00% 0	0.00% 0	0.00% 0	7	1.00
Not including horseplay pr joking around, the person pushed, grabbed, or shook me	100.00% 7	0.00% 0	0.00% 0	0.00% 0	0.00% 0	7	1.00
Not including horseplay or joking around, the person hit me	85.71% 6	14.29% 1	0.00% 0	0.00% 0	0.00% 0	7	1.14
Not including horseplay or joking around, the person beat me up	100.00% 7	0.00% 0	0.00% 0	0.00% 0	0.00% 0	7	1.00
Not including horseplay or joking around, the person stole or destroyed my property	100.00% 7	0.00% 0	0.00% 0	0.00% 0	0.00% 0	7	1.00
Not including horseplay or joking around, the person can scare me without laying a hand on me	100.00% 7	0.00% 0	0.00% 0	0.00% 0	0.00% 0	7	1.00

Q2 Dating Violence Follow-up Questions: Think about the incident/s that you have identified in the previous question. Now choose one of the incident/s you have identified that had a significant effect on you and answer the following questions about that incident. (Questions 2-7) How would you describe the gender of the person/s who engaged in the conduct towards you?

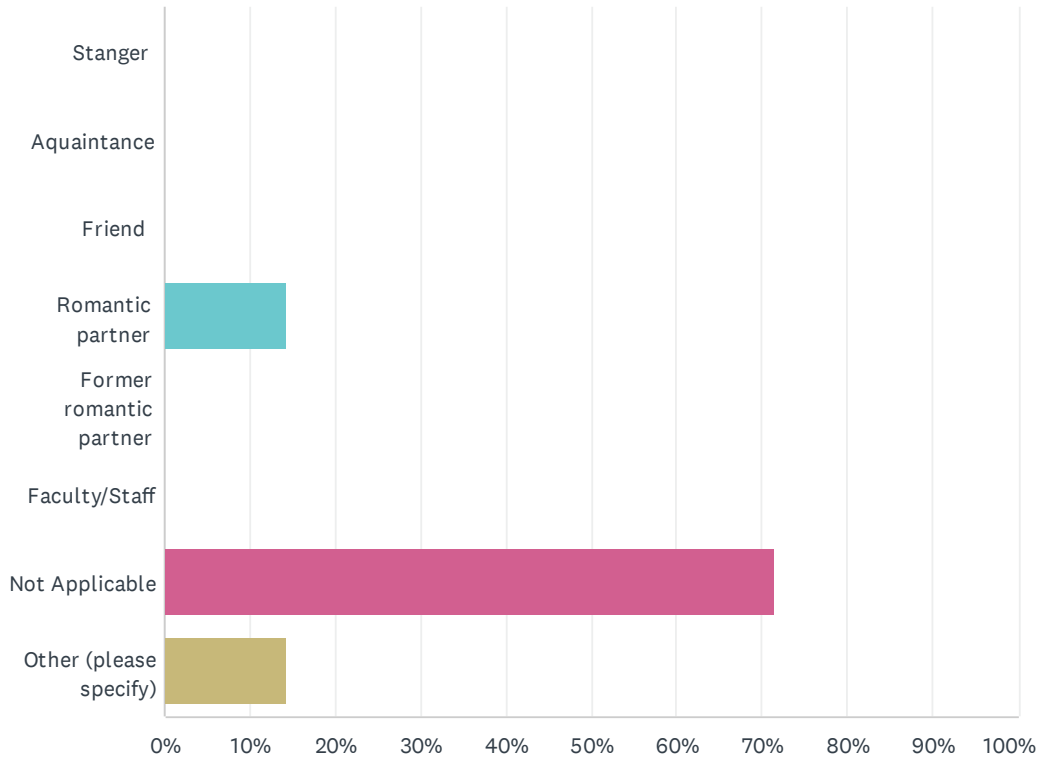
Answered: 7 Skipped: 0



ANSWER CHOICES	RESPONSES	
Male	14.29%	1
Female	14.29%	1
Gender Non-Binary	0.00%	0
Don't know	0.00%	0
I prefer not to answer	0.00%	0
Not Applicable	71.43%	5
A gender not listed and/or More than one person; please specify	0.00%	0
TOTAL		7

Q3 What was your relationship to the other person (including hook-up, person met on dating app, etc.)?

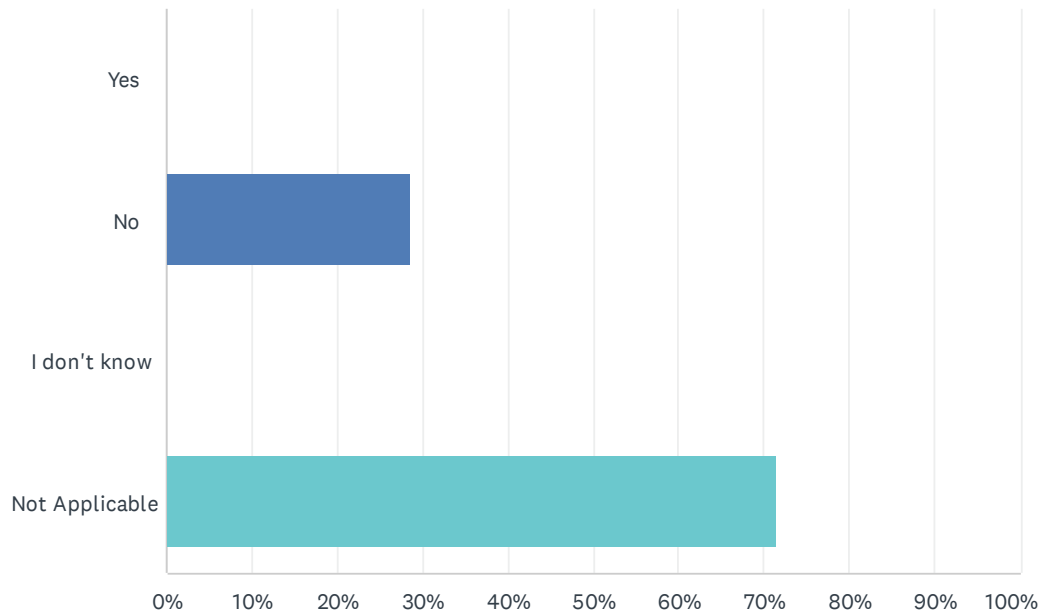
Answered: 7 Skipped: 0



ANSWER CHOICES	RESPONSES	
Stanger	0.00%	0
Acquaintance	0.00%	0
Friend	0.00%	0
Romantic partner	14.29%	1
Former romantic partner	0.00%	0
Faculty/Staff	0.00%	0
Not Applicable	71.43%	5
Other (please specify)	14.29%	1
TOTAL		7

Q4 Was the person/s a student at MSL?

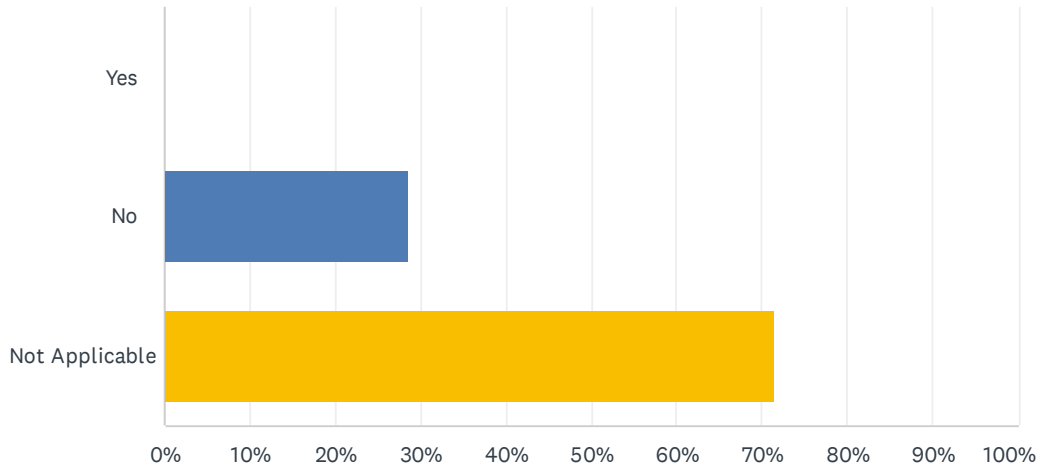
Answered: 7 Skipped: 0



ANSWER CHOICES	RESPONSES	
Yes	0.00%	0
No	28.57%	2
I don't know	0.00%	0
Not Applicable	71.43%	5
TOTAL		7

Q5 Did this happen on campus?

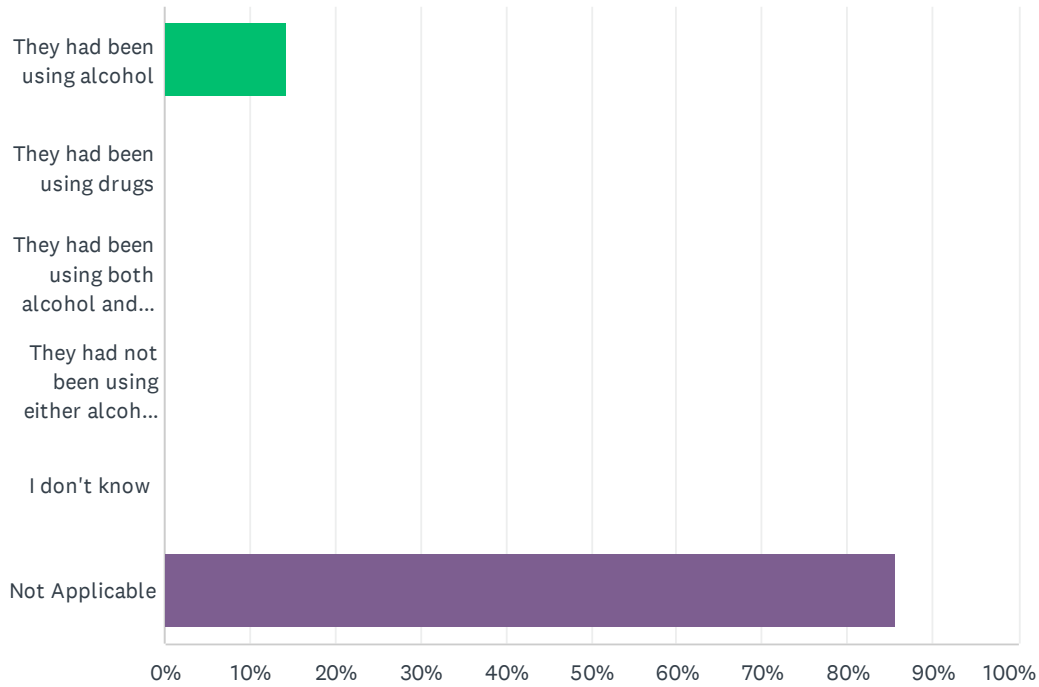
Answered: 7 Skipped: 0



ANSWER CHOICES	RESPONSES	
Yes	0.00%	0
No	28.57%	2
Not Applicable	71.43%	5
TOTAL		7

Q6 Had the other person been using alcohol or drugs just prior to the incident? (Check all that apply)

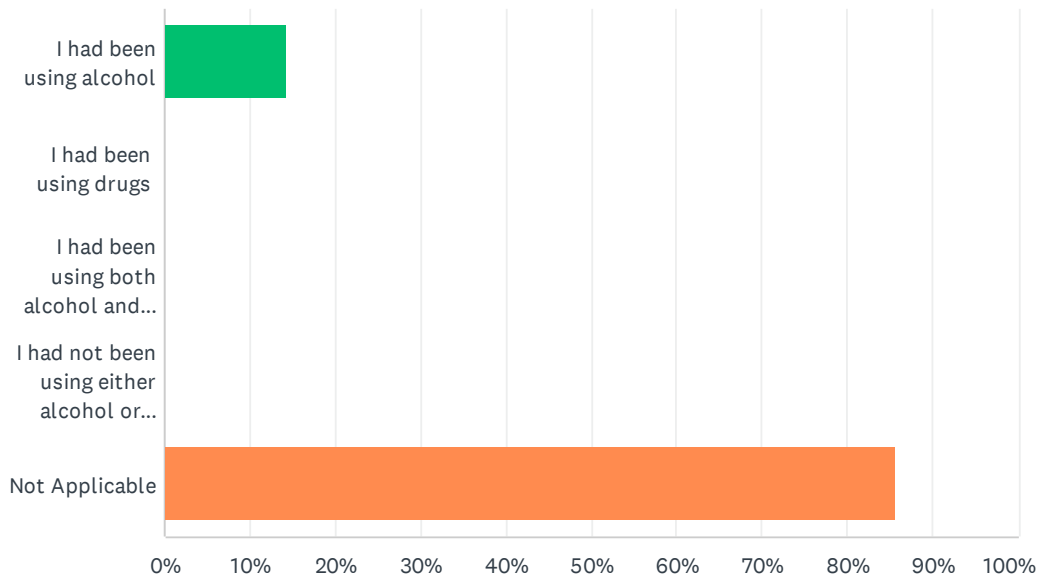
Answered: 7 Skipped: 0



ANSWER CHOICES	RESPONSES	
They had been using alcohol	14.29%	1
They had been using drugs	0.00%	0
They had been using both alcohol and drugs	0.00%	0
They had not been using either alcohol or drugs	0.00%	0
I don't know	0.00%	0
Not Applicable	85.71%	6
TOTAL		7

Q7 Had you been using alcohol or drugs just prior to the incident?

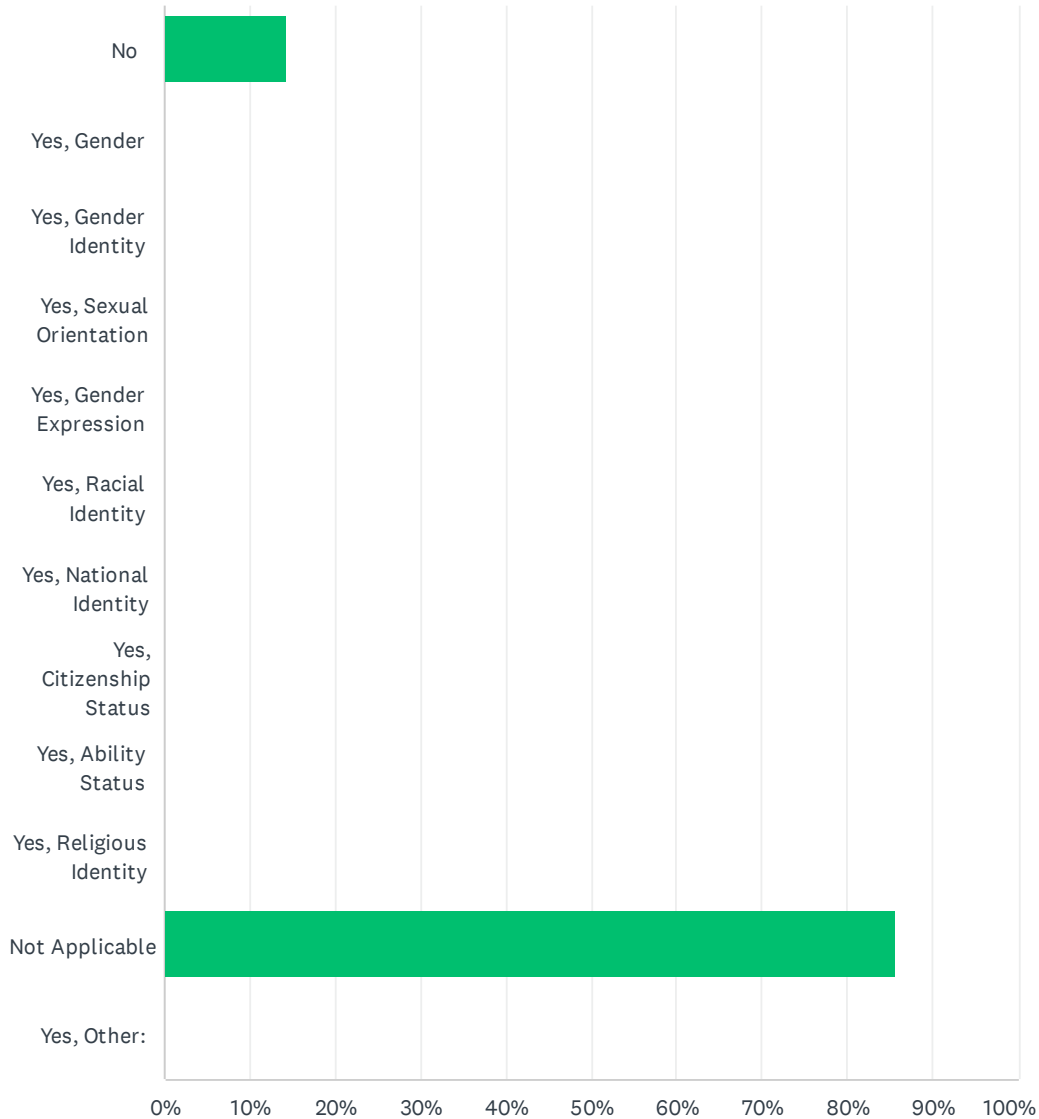
Answered: 7 Skipped: 0



ANSWER CHOICES	RESPONSES	
I had been using alcohol	14.29%	1
I had been using drugs	0.00%	0
I had been using both alcohol and drugs	0.00%	0
I had not been using either alcohol or drugs	0.00%	0
Not Applicable	85.71%	6
TOTAL		7

Q8 The Task Force proposes inclusion of the following model question: Do you believe that any aspect of your identity played a role in any of the incidents of dating violence you may have identified above? If YES, please select all that apply:

Answered: 7 Skipped: 0

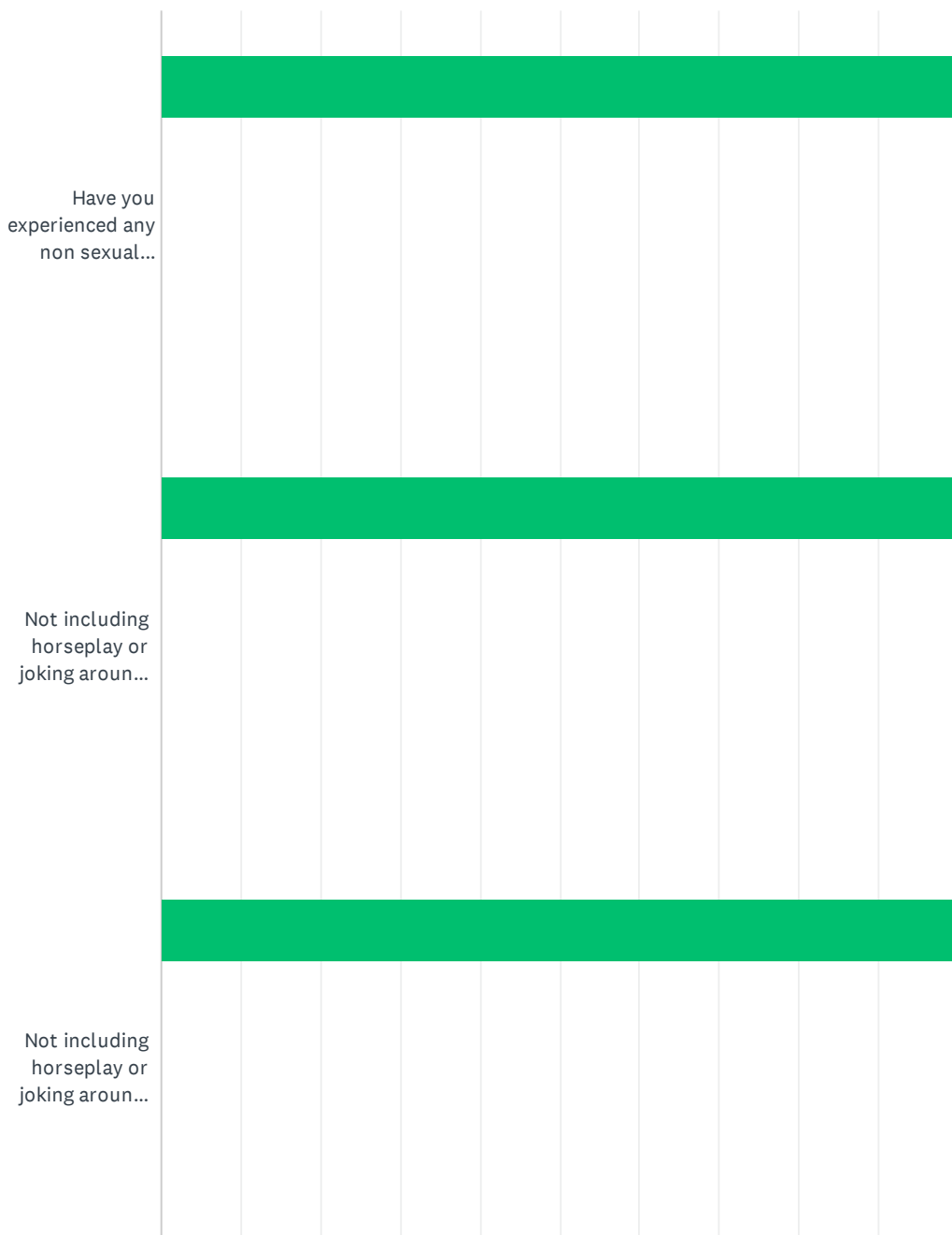


MSL Dating Violence Victimization on Campus Survey

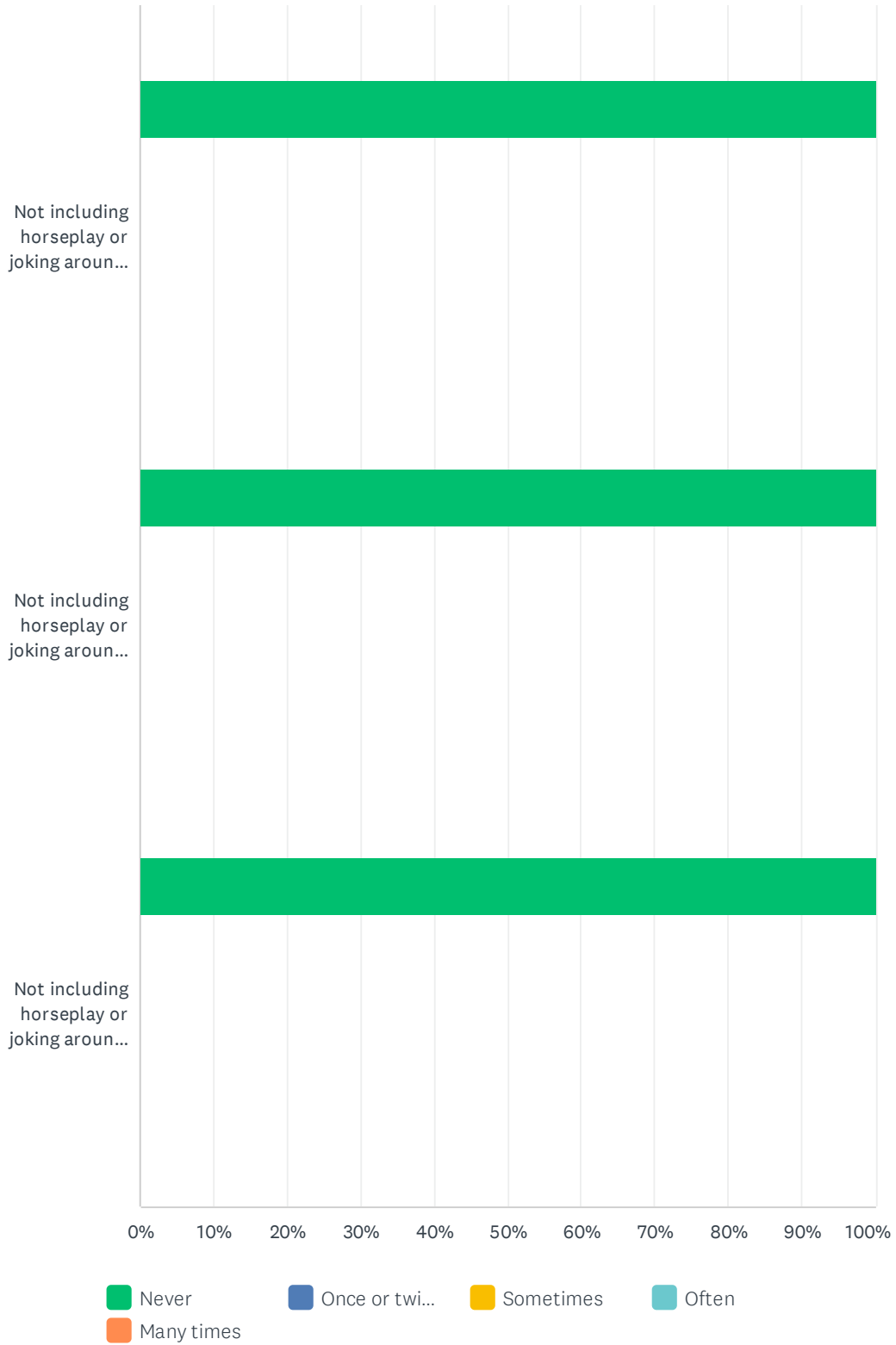
ANSWER CHOICES	RESPONSES	
No	14.29%	1
Yes, Gender	0.00%	0
Yes, Gender Identity	0.00%	0
Yes, Sexual Orientation	0.00%	0
Yes, Gender Expression	0.00%	0
Yes, Racial Identity	0.00%	0
Yes, National Identity	0.00%	0
Yes, Citizenship Status	0.00%	0
Yes, Ability Status	0.00%	0
Yes, Religious Identity	0.00%	0
Not Applicable	85.71%	6
Yes, Other:	0.00%	0
Total Respondents: 7		

Q9 The Task Force proposes that the following module be included to elicit data about non-sexual violence based on gender, gender identity, gender expression and sexual orientation; Other gender-based or sexual orientation-based violence victimization prevalence Answer the next questions concerning any violence you have experienced since you enrolled at MSL that someone other than a partner, hook-up or spouse engaged in towards you, that you feel was based on your gender or sexual orientation and that was not sexual in nature.

Answered: 7 Skipped: 0



MSL Dating Violence Victimization on Campus Survey

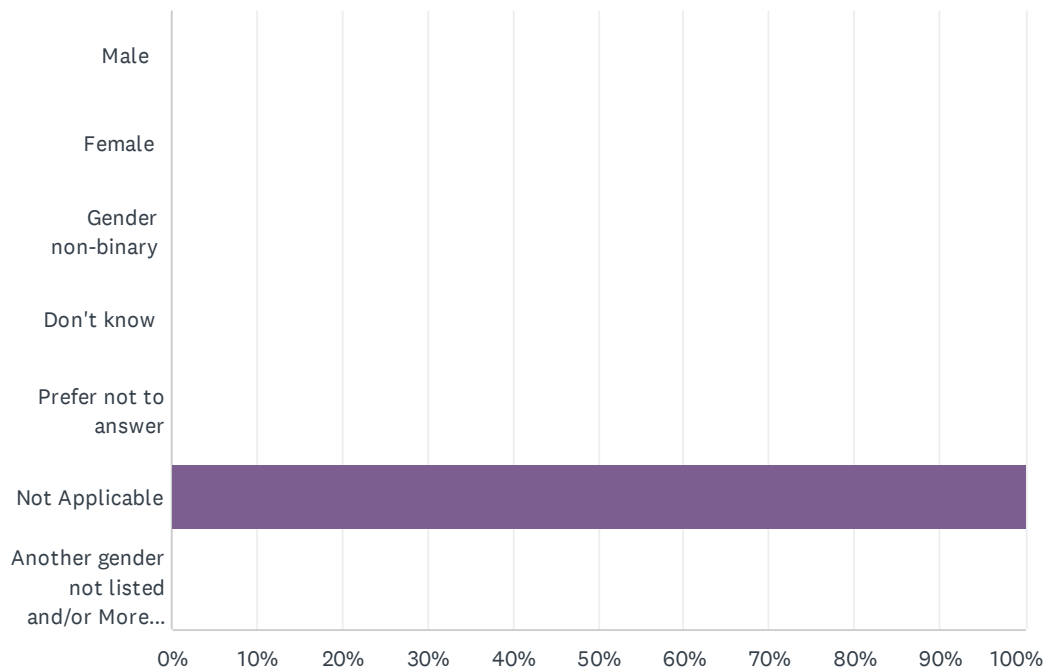


MSL Dating Violence Victimization on Campus Survey

	NEVER	ONCE OR TWICE	SOMETIMES	OFTEN	MANY TIMES	TOTAL
Have you experienced any non sexual violence since you enrolled at MSL that you felt was based on your gender, gender identity, gender expression or sexual orientation?	100.00% 7	0.00% 0	0.00% 0	0.00% 0	0.00% 0	7
Not including horseplay or joking around, the person pushed, grabbed, or shook me	100.00% 7	0.00% 0	0.00% 0	0.00% 0	0.00% 0	7
Not including horseplay or joking around, the person hit me	100.00% 7	0.00% 0	0.00% 0	0.00% 0	0.00% 0	7
Not including horseplay or joking around, the person beat me up	100.00% 7	0.00% 0	0.00% 0	0.00% 0	0.00% 0	7
Not including horseplay or joking around, the person stole or destroyed my property	100.00% 7	0.00% 0	0.00% 0	0.00% 0	0.00% 0	7
Not including horseplay or joking around, the person can scare me without laying a hand on me	100.00% 7	0.00% 0	0.00% 0	0.00% 0	0.00% 0	7

Q10 Other gender-based or sexual orientation-based violence follow-up questions. Think about the incident/s that you have identified that has a significant effect on you and answer the following questions about that incident/s (Questions 10-16)How would you describe the gender of the person/s who engaged in the conduct towards you?

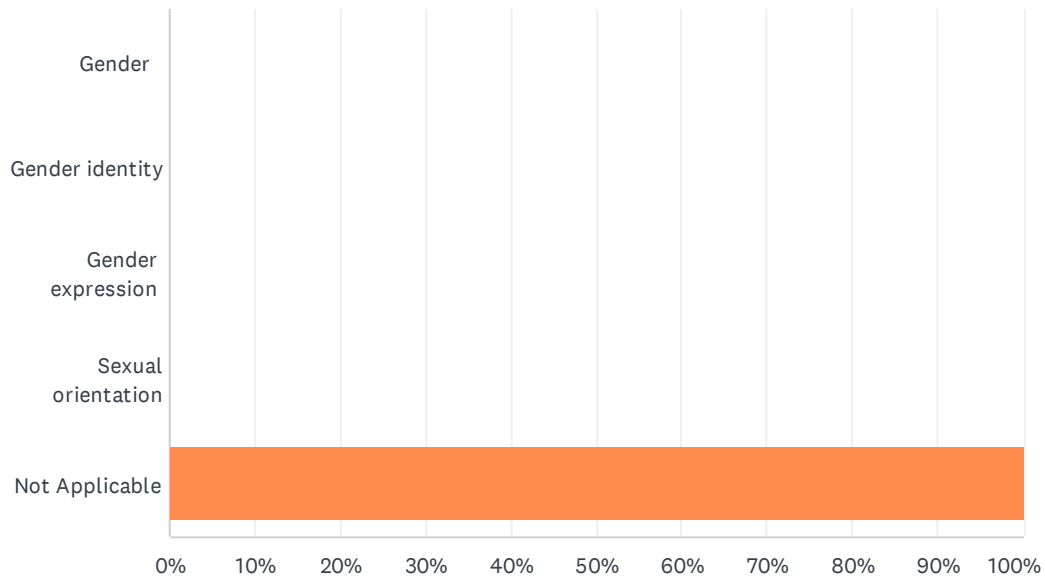
Answered: 7 Skipped: 0



ANSWER CHOICES	RESPONSES	
Male	0.00%	0
Female	0.00%	0
Gender non-binary	0.00%	0
Don't know	0.00%	0
Prefer not to answer	0.00%	0
Not Applicable	100.00%	7
Another gender not listed and/or More than one person (Please specify)	0.00%	0
TOTAL		7

Q11 Which aspect of your identity did you feel this violence was based on?

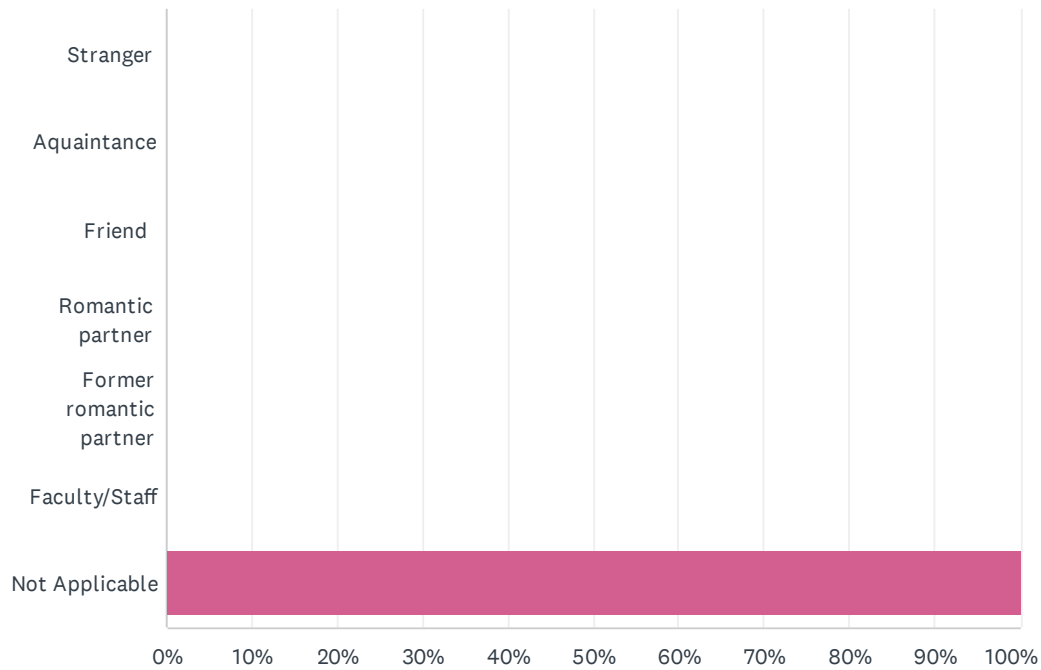
Answered: 7 Skipped: 0



ANSWER CHOICES	RESPONSES	
Gender	0.00%	0
Gender identity	0.00%	0
Gender expression	0.00%	0
Sexual orientation	0.00%	0
Not Applicable	100.00%	7
TOTAL		7

Q12 What was your relationship to the other person or persons?

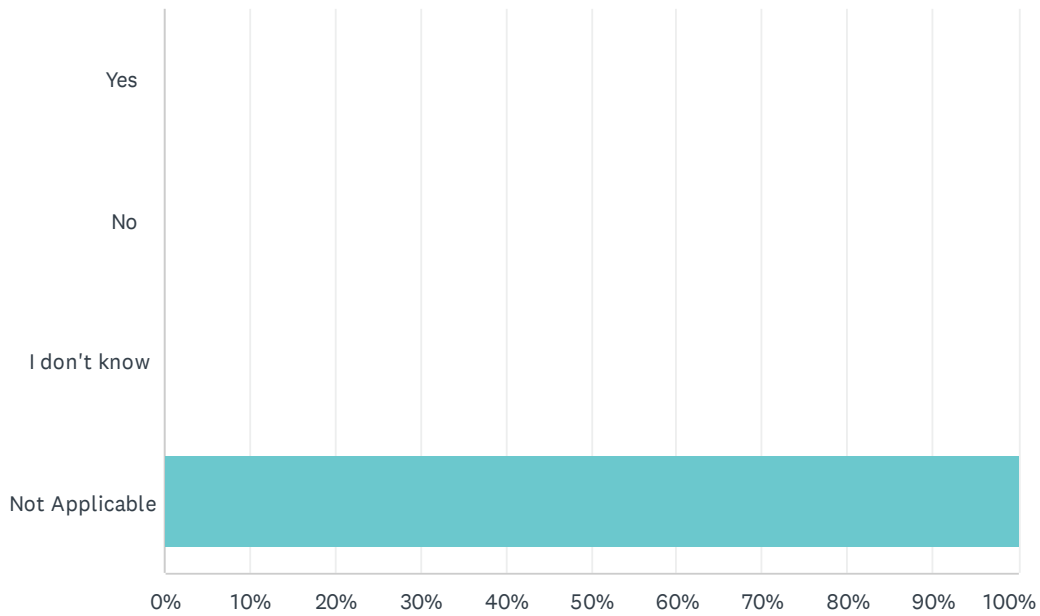
Answered: 7 Skipped: 0



ANSWER CHOICES	RESPONSES	
Stranger	0.00%	0
Acquaintance	0.00%	0
Friend	0.00%	0
Romantic partner	0.00%	0
Former romantic partner	0.00%	0
Faculty/Staff	0.00%	0
Not Applicable	100.00%	7
TOTAL		7

Q13 Was the person or persons a student/s at MSL?

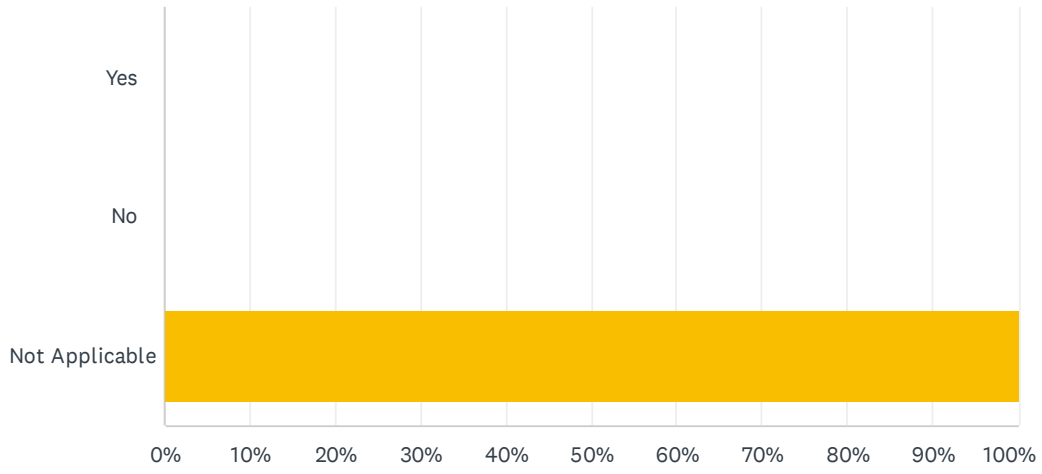
Answered: 7 Skipped: 0



ANSWER CHOICES	RESPONSES
Yes	0.00% 0
No	0.00% 0
I don't know	0.00% 0
Not Applicable	100.00% 7
TOTAL	7

Q14 Did this happen on campus?

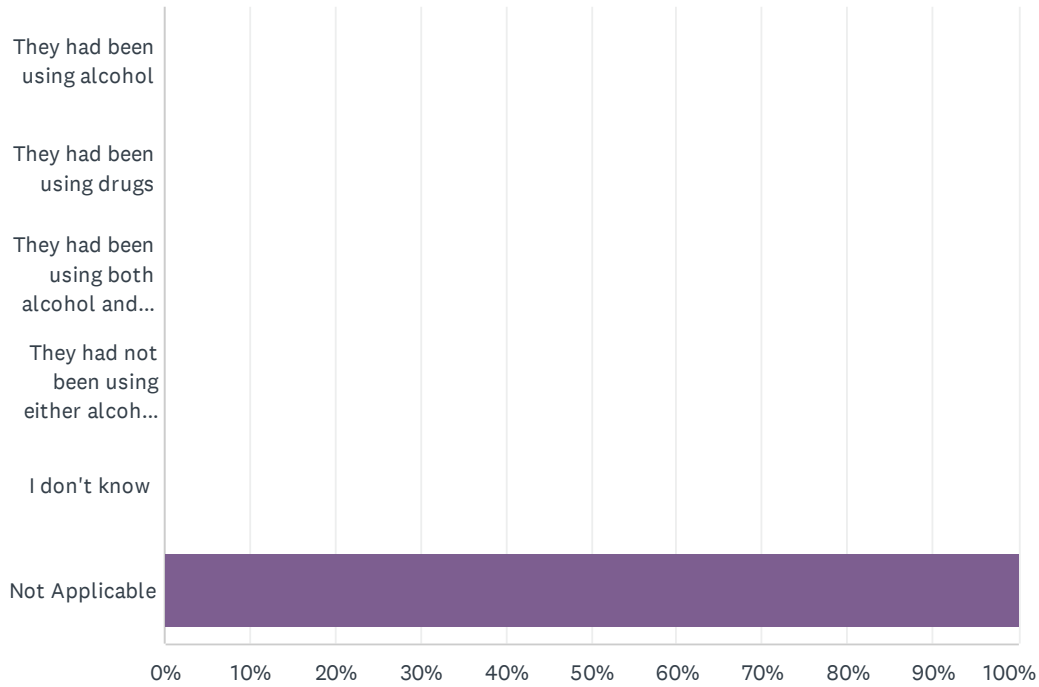
Answered: 7 Skipped: 0



ANSWER CHOICES	RESPONSES
Yes	0.00% 0
No	0.00% 0
Not Applicable	100.00% 7
TOTAL	7

Q15 Had the other person/s been using alcohol or drugs just prior to the incident?

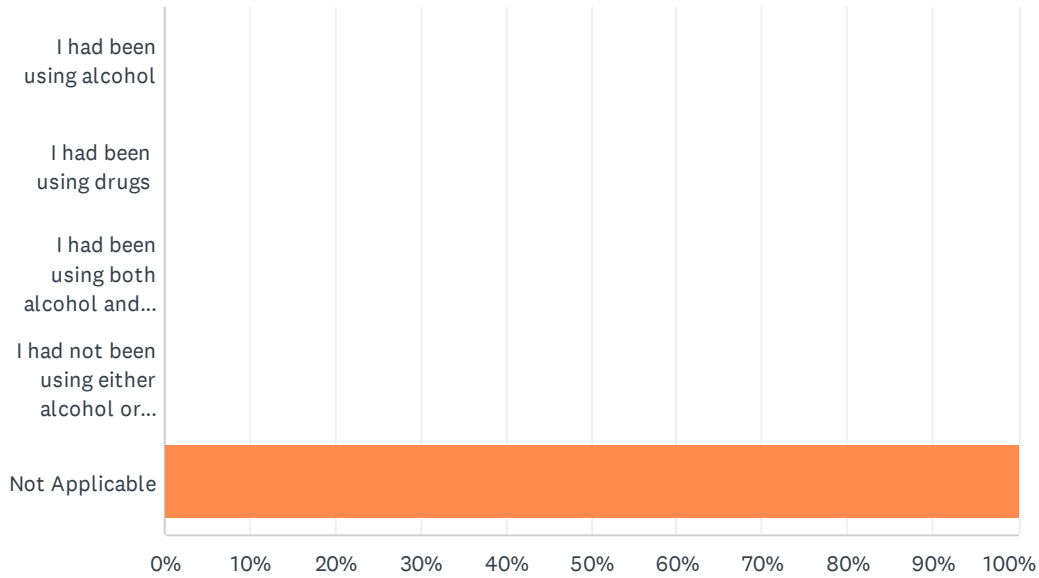
Answered: 7 Skipped: 0



ANSWER CHOICES	RESPONSES	
They had been using alcohol	0.00%	0
They had been using drugs	0.00%	0
They had been using both alcohol and drugs	0.00%	0
They had not been using either alcohol or drugs	0.00%	0
I don't know	0.00%	0
Not Applicable	100.00%	7
TOTAL		7

Q16 Had you been using alcohol or drugs just prior to the incident?

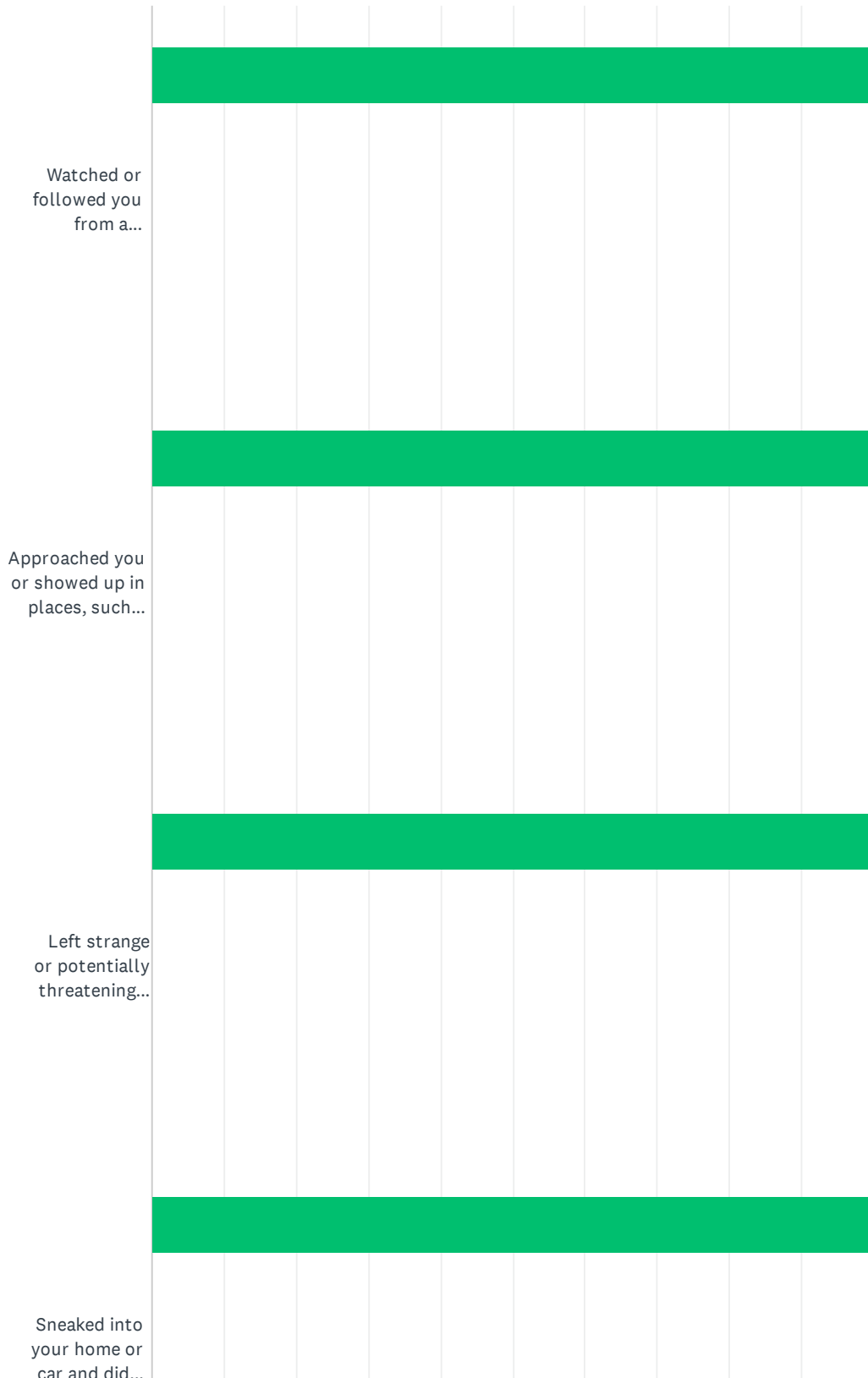
Answered: 7 Skipped: 0



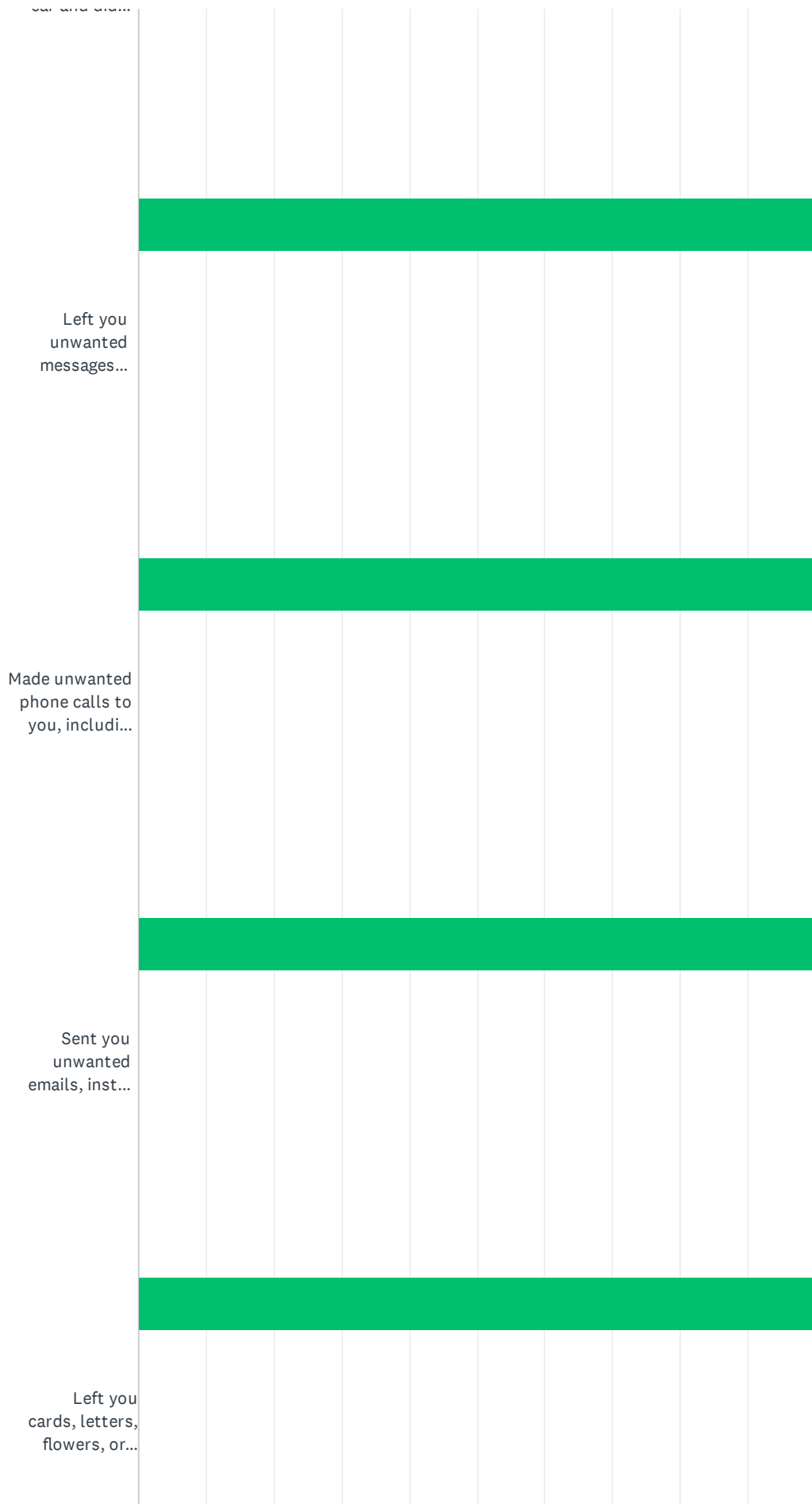
ANSWER CHOICES	RESPONSES	
I had been using alcohol	0.00%	0
I had been using drugs	0.00%	0
I had been using both alcohol and drugs	0.00%	0
I had not been using either alcohol or drugs	0.00%	0
Not Applicable	100.00%	7
TOTAL		7

Q17 Stalking victimization prevalence: How many times have one or more people done the following things to you since you enrolled at MSL?

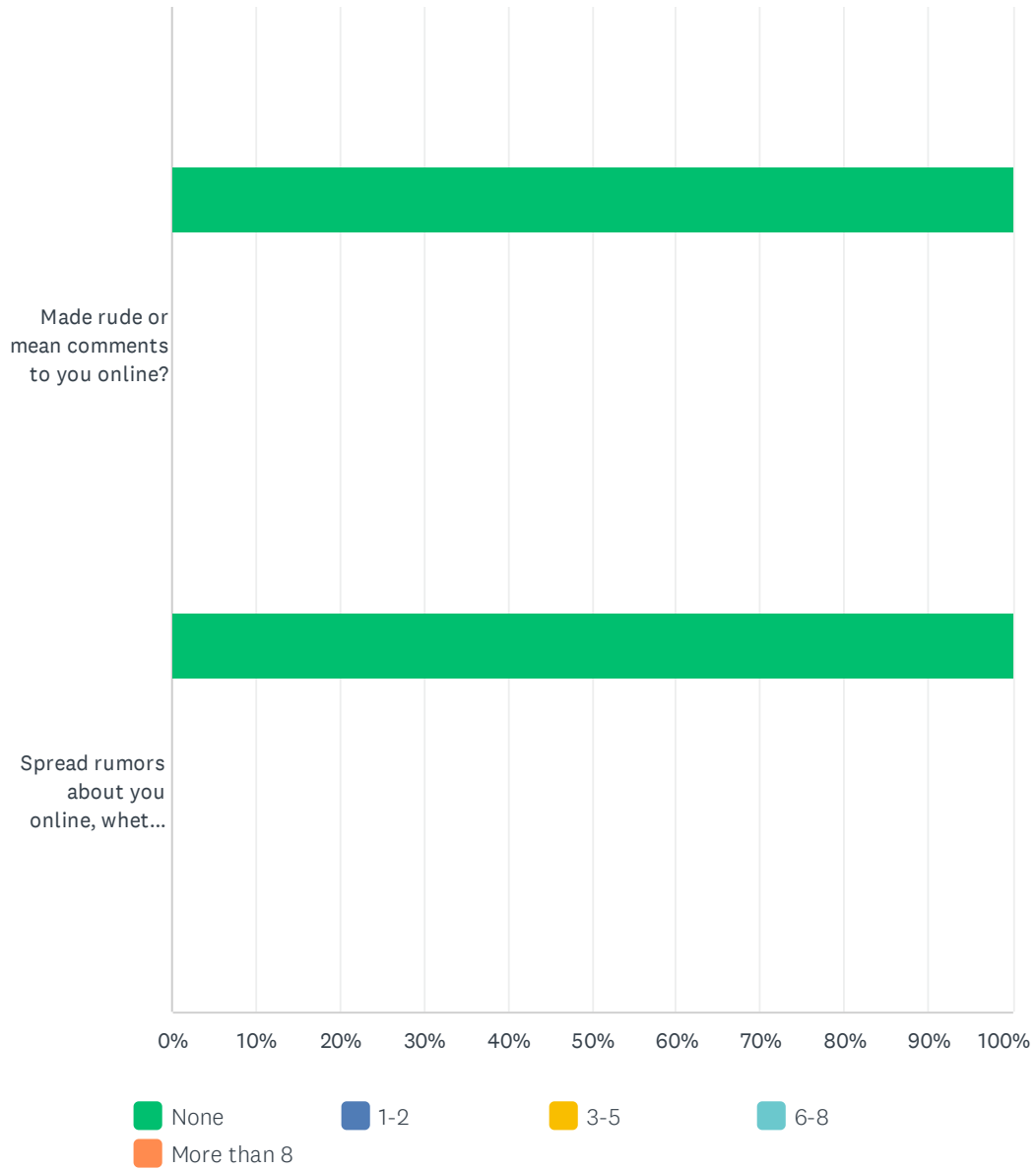
Answered: 7 Skipped: 0



MSL Dating Violence Victimization on Campus Survey



MSL Dating Violence Victimization on Campus Survey

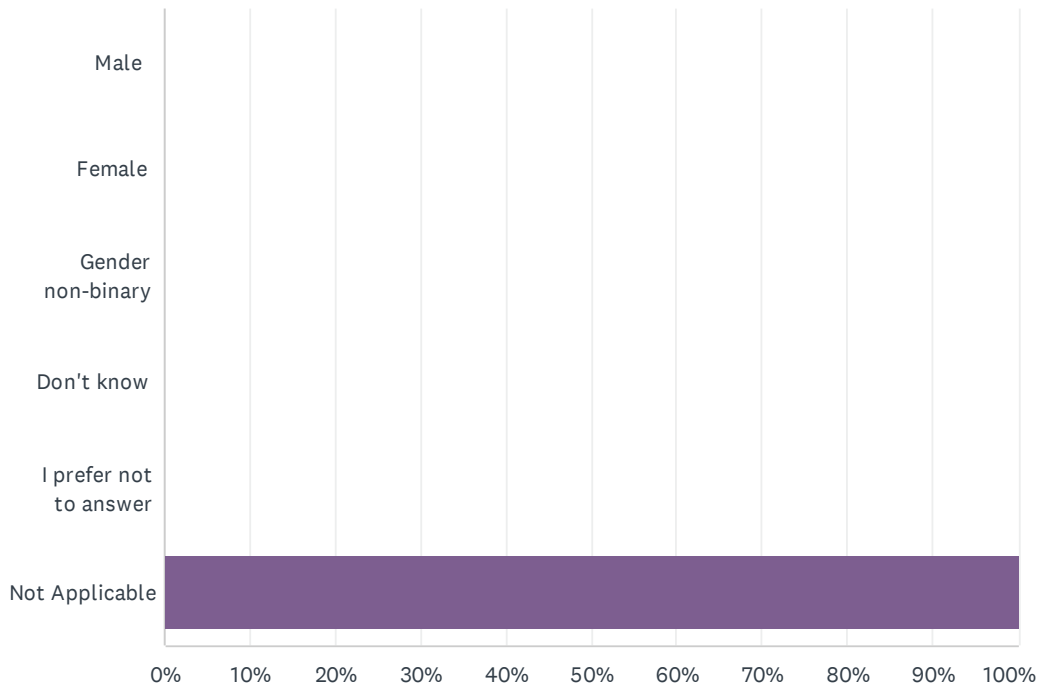


MSL Dating Violence Victimization on Campus Survey

	NONE	1-2	3-5	6-8	MORE THAN 8	TOTAL
Watched or followed you from a distance, or spied on you with a listening device, camera, or GPS (global positioning system)?	100.00% 7	0.00% 0	0.00% 0	0.00% 0	0.00% 0	7
Approached you or showed up in places, such as your home, workplace, or school when you didn't want them to be there?	100.00% 7	0.00% 0	0.00% 0	0.00% 0	0.00% 0	7
Left strange or potentially threatening items for you to find?	100.00% 7	0.00% 0	0.00% 0	0.00% 0	0.00% 0	7
Sneaked into your home or car and did things to scare you by letting you know they had been there?	100.00% 7	0.00% 0	0.00% 0	0.00% 0	0.00% 0	7
Left you unwanted messages (including text or voice messages)?	100.00% 7	0.00% 0	0.00% 0	0.00% 0	0.00% 0	7
Made unwanted phone calls to you, including hang up calls?	100.00% 7	0.00% 0	0.00% 0	0.00% 0	0.00% 0	7
Sent you unwanted emails, instant messages, or sent messages through social media apps?	100.00% 7	0.00% 0	0.00% 0	0.00% 0	0.00% 0	7
Left you cards, letters, flowers, or present when they knew you didn't want them to?	100.00% 7	0.00% 0	0.00% 0	0.00% 0	0.00% 0	7
Made rude or mean comments to you online?	100.00% 7	0.00% 0	0.00% 0	0.00% 0	0.00% 0	7
Spread rumors about you online, whether they were true or not?	100.00% 6	0.00% 0	0.00% 0	0.00% 0	0.00% 0	6

Q18 Stalking violence follow-up questions. Think about the incident/s that you have identified that has a significant effect on you and answer the following questions about that incident/s (Questions 18-24) How would you describe the gender of the person/s who engaged in the conduct towards you?

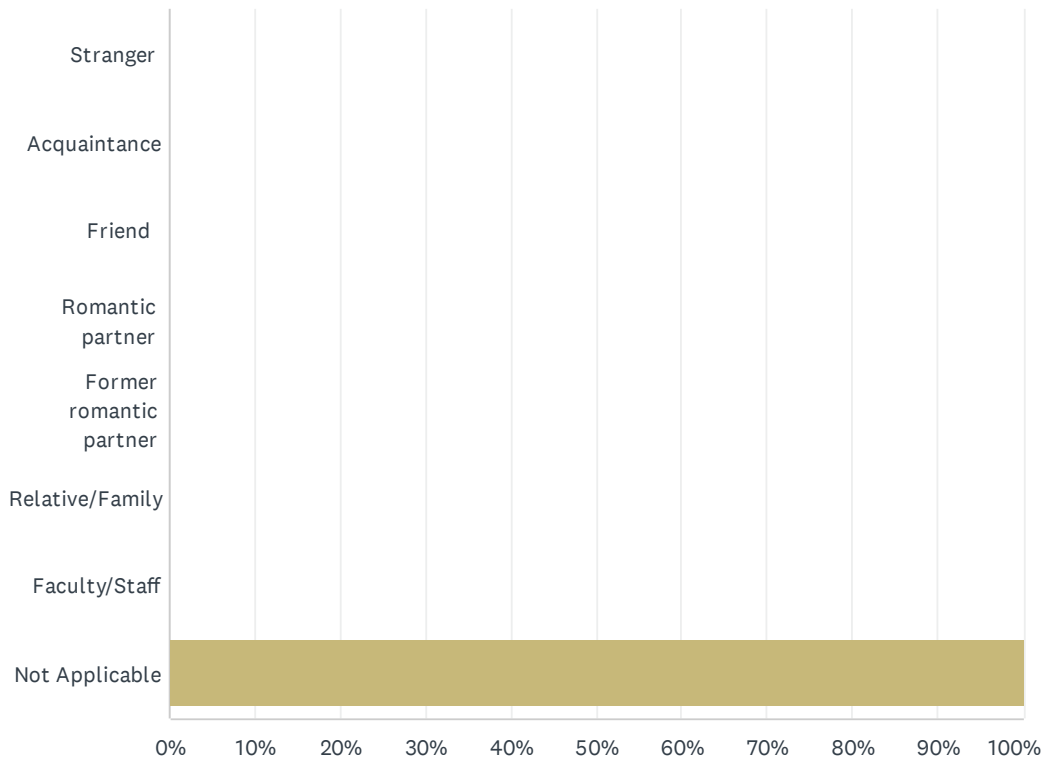
Answered: 7 Skipped: 0



ANSWER CHOICES	RESPONSES	
Male	0.00%	0
Female	0.00%	0
Gender non-binary	0.00%	0
Don't know	0.00%	0
I prefer not to answer	0.00%	0
Not Applicable	100.00%	7
TOTAL		7

Q19 What was your relationship to the other person?

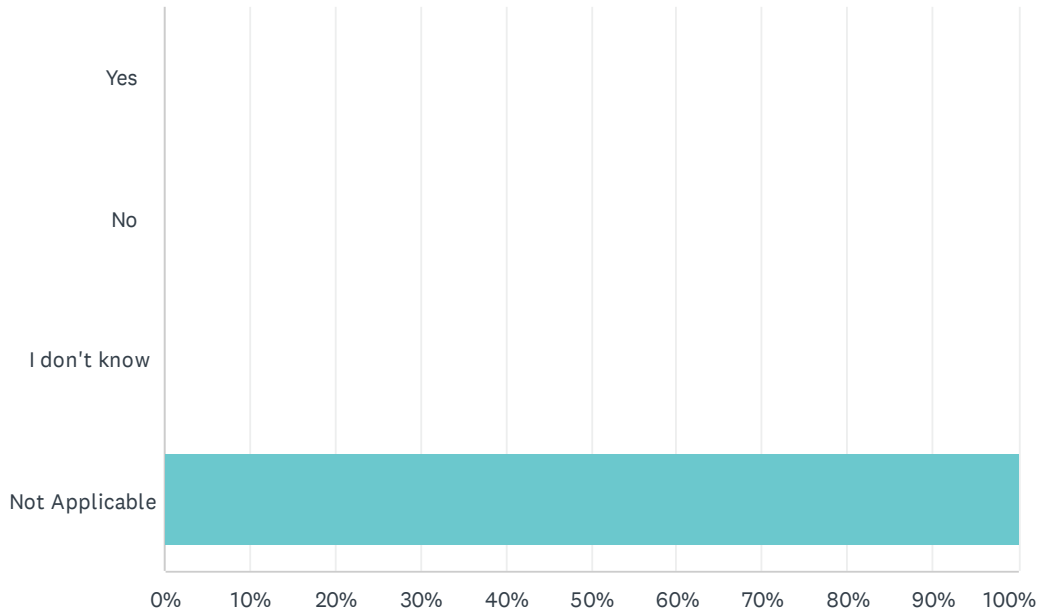
Answered: 7 Skipped: 0



ANSWER CHOICES	RESPONSES
Stranger	0.00% 0
Acquaintance	0.00% 0
Friend	0.00% 0
Romantic partner	0.00% 0
Former romantic partner	0.00% 0
Relative/Family	0.00% 0
Faculty/Staff	0.00% 0
Not Applicable	100.00% 7
TOTAL	7

Q20 Was the person a student at MSL?

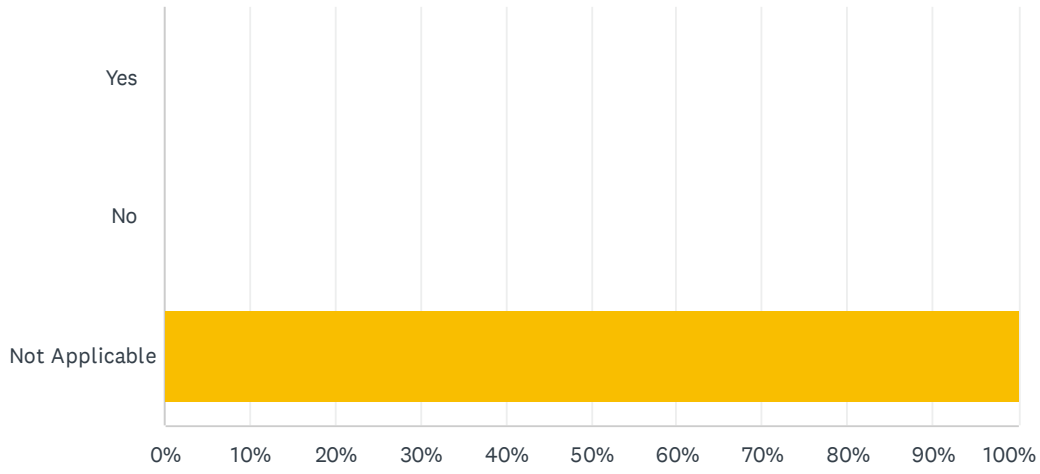
Answered: 6 Skipped: 1



ANSWER CHOICES	RESPONSES
Yes	0.00% 0
No	0.00% 0
I don't know	0.00% 0
Not Applicable	100.00% 6
TOTAL	6

Q21 Did this happen on campus?

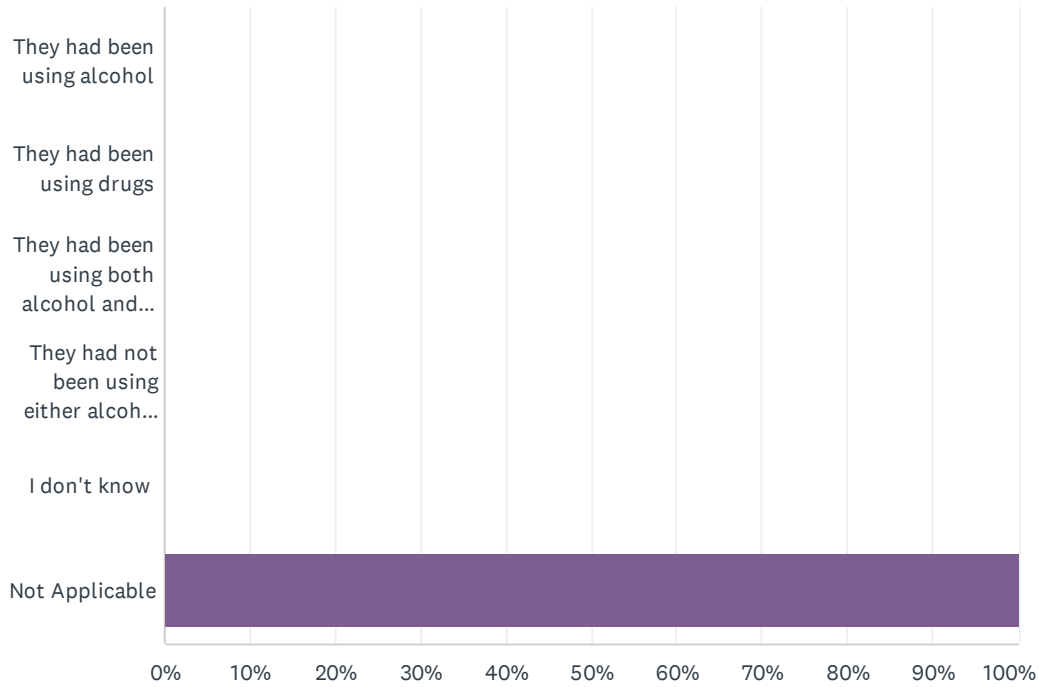
Answered: 7 Skipped: 0



ANSWER CHOICES	RESPONSES
Yes	0.00% 0
No	0.00% 0
Not Applicable	100.00% 7
TOTAL	7

Q22 Had the other person/s been using alcohol or drugs just prior to the incident?

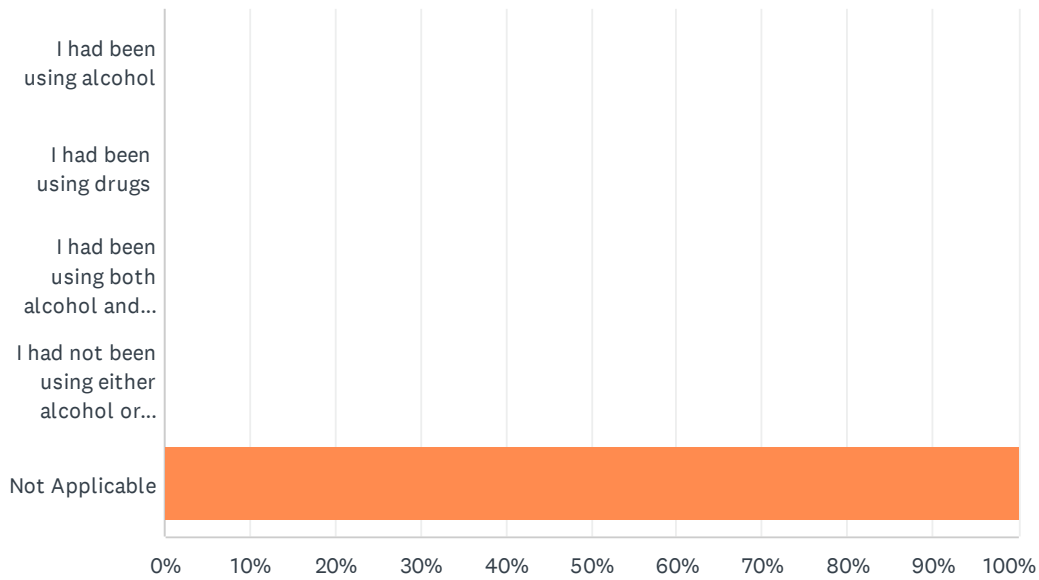
Answered: 7 Skipped: 0



ANSWER CHOICES	RESPONSES	
They had been using alcohol	0.00%	0
They had been using drugs	0.00%	0
They had been using both alcohol and drugs	0.00%	0
They had not been using either alcohol or drugs	0.00%	0
I don't know	0.00%	0
Not Applicable	100.00%	7
TOTAL		7

Q23 Had you been using alcohol or drugs just prior to the incident?

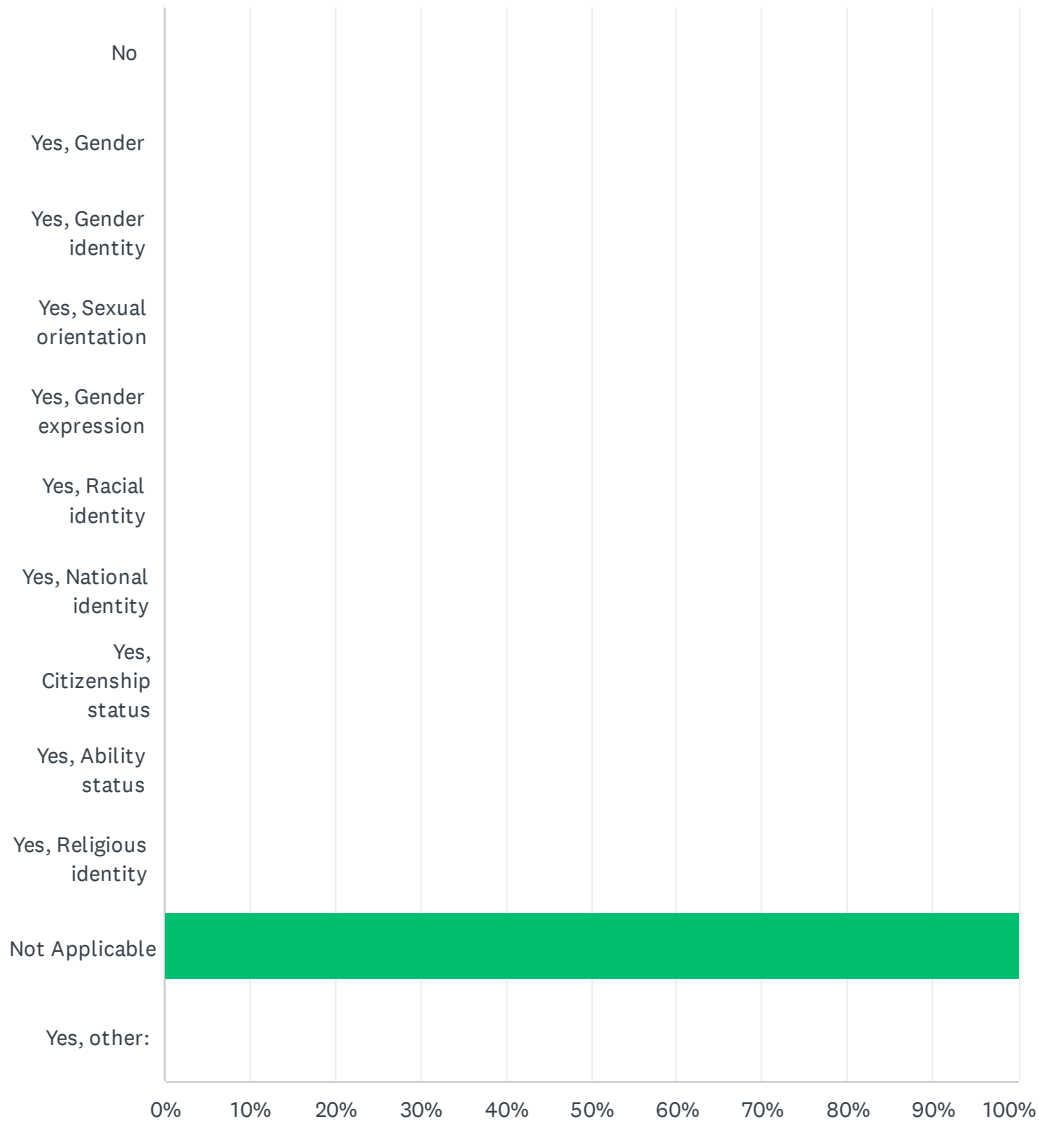
Answered: 7 Skipped: 0



ANSWER CHOICES	RESPONSES	
I had been using alcohol	0.00%	0
I had been using drugs	0.00%	0
I had been using both alcohol and drugs	0.00%	0
I had not been using either alcohol or drugs	0.00%	0
Not Applicable	100.00%	7
TOTAL		7

Q24 The Task Force proposes inclusion of the following model question:
Do you believe that any aspect of your identity played a role in any of the incidents of dating violence you may have identified above? If YES, please select all that apply:

Answered: 7 Skipped: 0

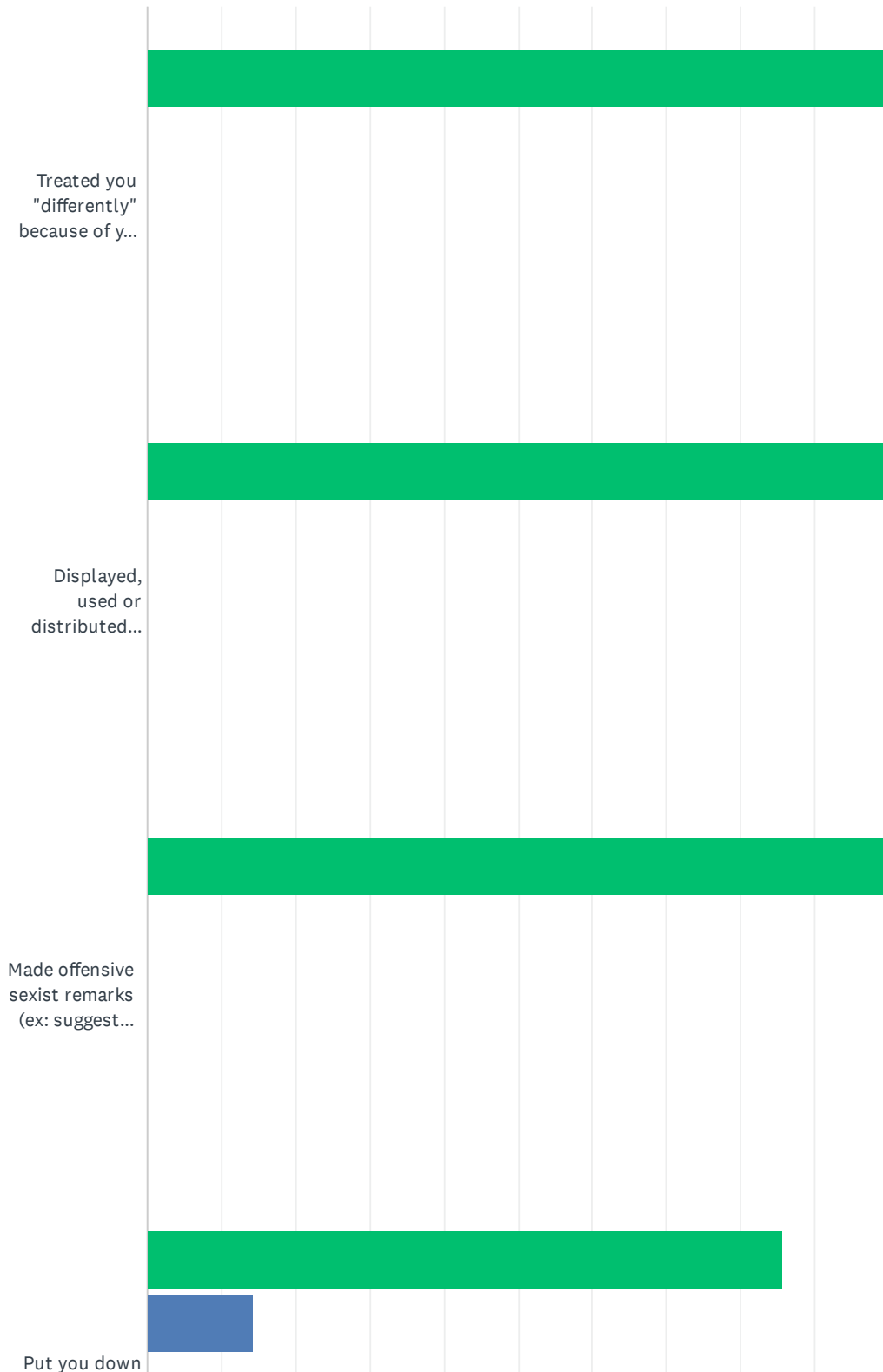


MSL Dating Violence Victimization on Campus Survey

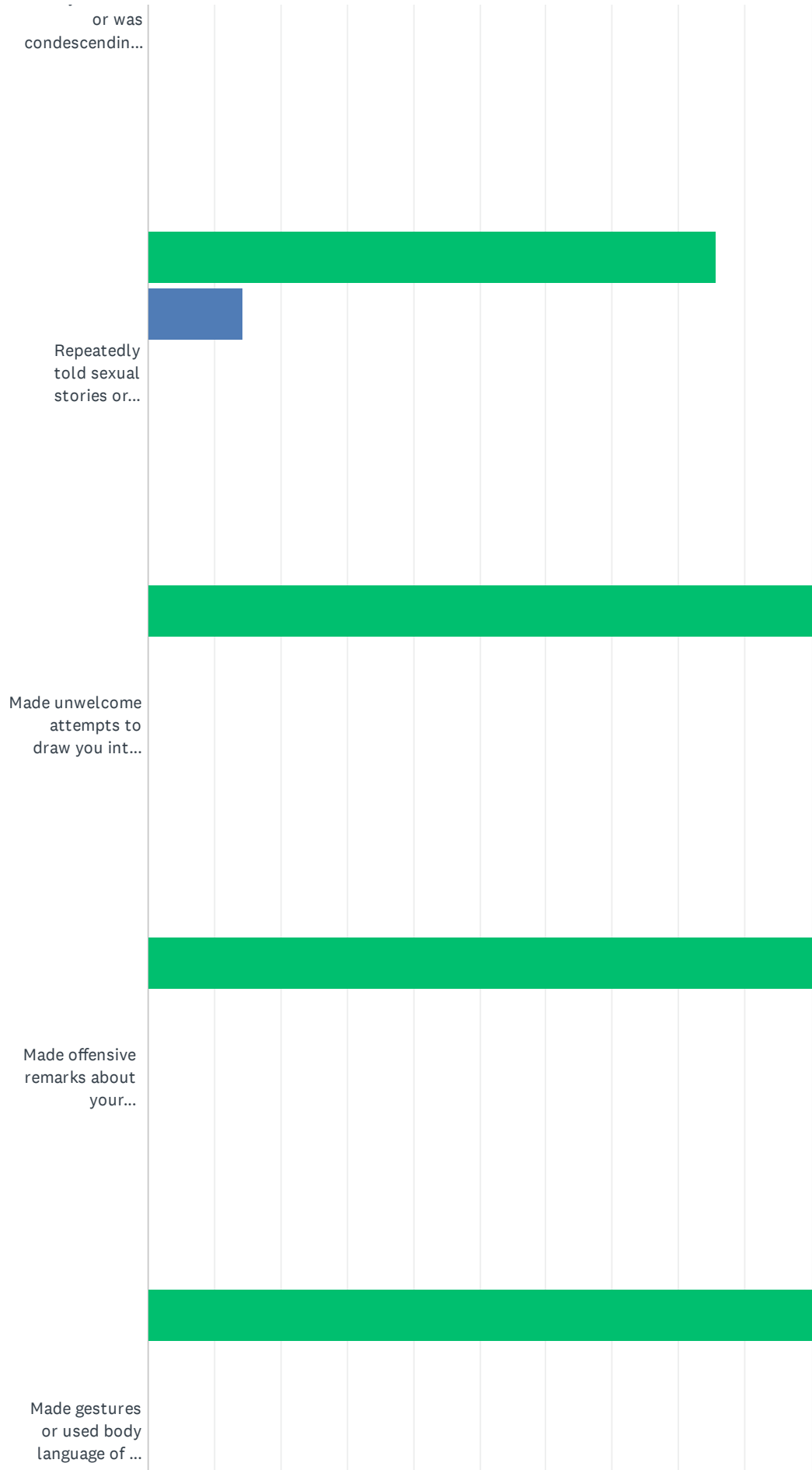
ANSWER CHOICES	RESPONSES	
No	0.00%	0
Yes, Gender	0.00%	0
Yes, Gender identity	0.00%	0
Yes, Sexual orientation	0.00%	0
Yes, Gender expression	0.00%	0
Yes, Racial identity	0.00%	0
Yes, National identity	0.00%	0
Yes, Citizenship status	0.00%	0
Yes, Ability status	0.00%	0
Yes, Religious identity	0.00%	0
Not Applicable	100.00%	7
Yes, other:	0.00%	0
Total Respondents: 7		

Q25 Sexual Harassment by Faculty / Staff: Since you enrolled at MSL, have you been in a situation in which a faculty member, instructor, or staff member:

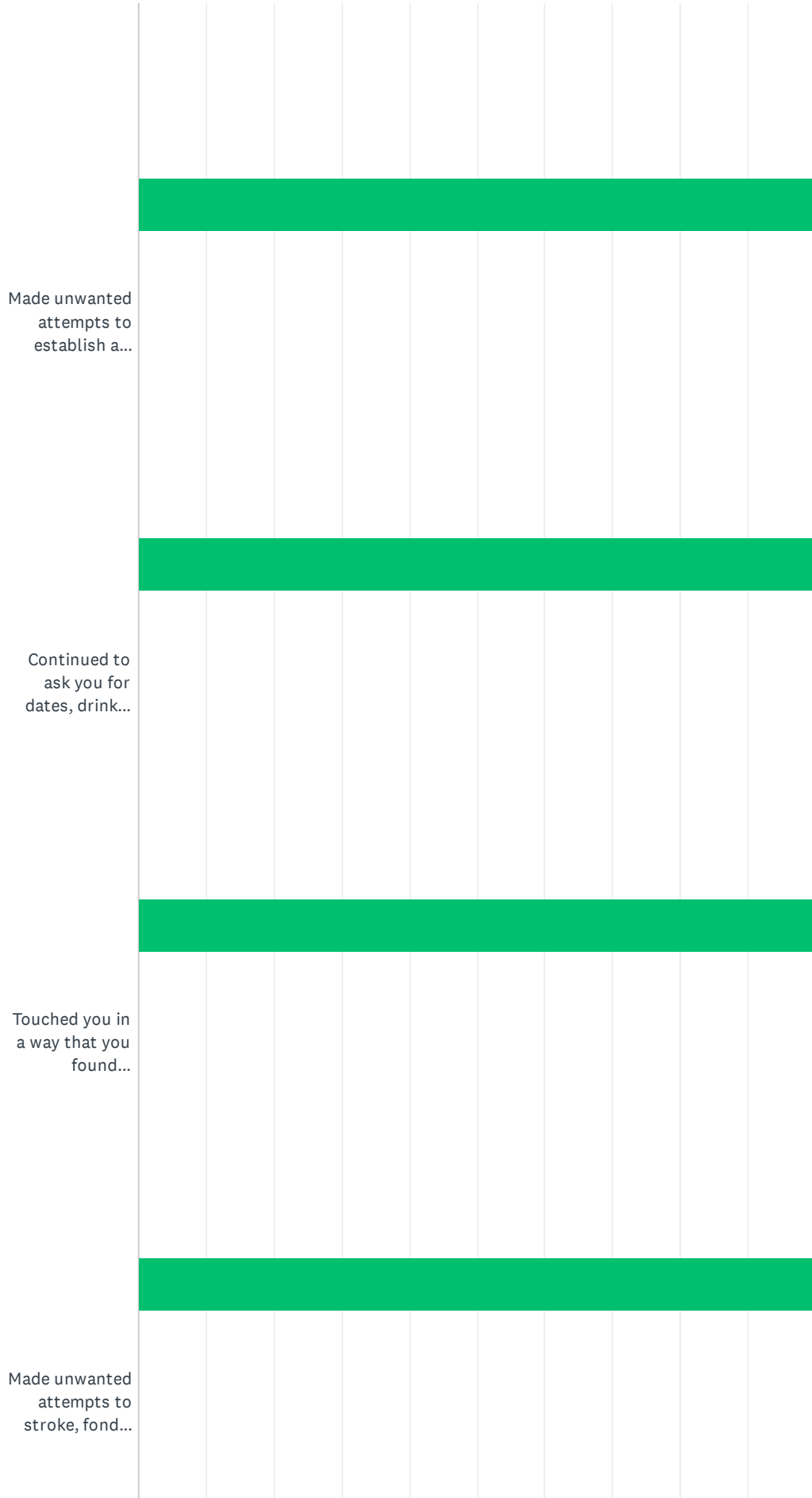
Answered: 7 Skipped: 0



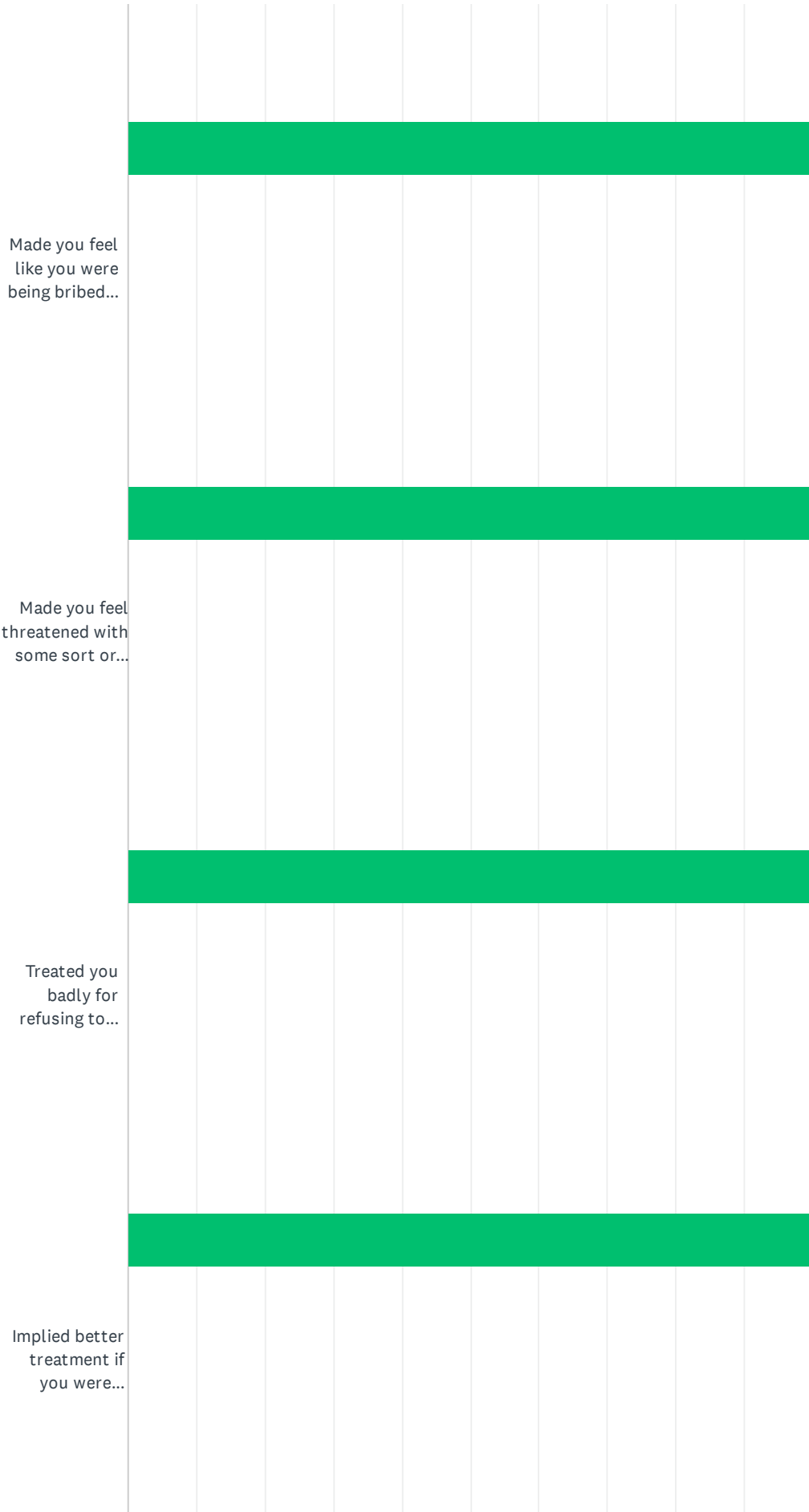
MSL Dating Violence Victimization on Campus Survey



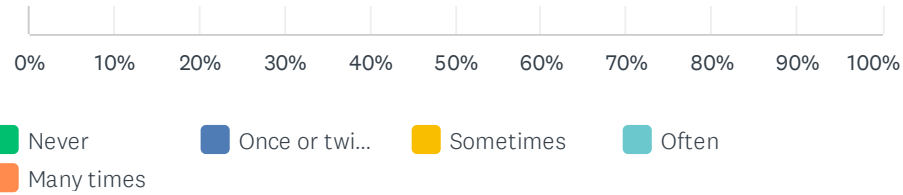
MSL Dating Violence Victimization on Campus Survey



MSL Dating Violence Victimization on Campus Survey



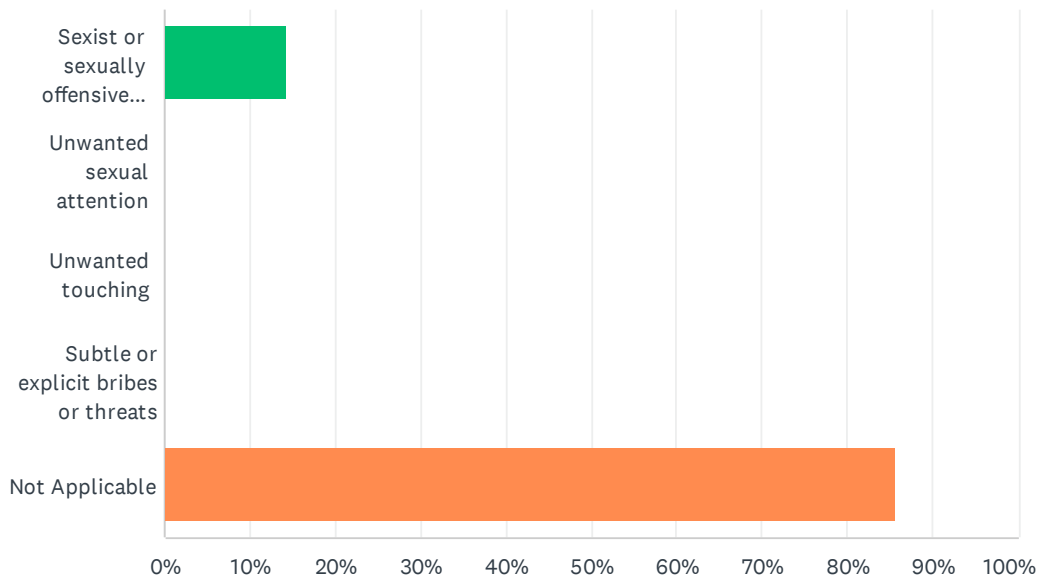
MSL Dating Violence Victimization on Campus Survey



	NEVER	ONCE OR TWICE	SOMETIMES	OFTEN	MANY TIMES	TOTAL	WEIGHTED AVERAGE
Treated you "differently" because of your sex (ex: mistreated, slighted, or ignored you)?	100.00% 7	0.00% 0	0.00% 0	0.00% 0	0.00% 0	7	1.00
Displayed, used or distributed sexist or suggestive materials (ex: pictures, stories, or pornography which you found offensive)?	100.00% 7	0.00% 0	0.00% 0	0.00% 0	0.00% 0	7	1.00
Made offensive sexist remarks (ex: suggesting that people of your sex are not suited for the kind of work you do)?	100.00% 7	0.00% 0	0.00% 0	0.00% 0	0.00% 0	7	1.00
Put you down or was condescending to you because of your sex?	85.71% 6	14.29% 1	0.00% 0	0.00% 0	0.00% 0	7	1.14
Repeatedly told sexual stories or jokes that were offensive to you?	85.71% 6	14.29% 1	0.00% 0	0.00% 0	0.00% 0	7	1.14
Made unwelcome attempts to draw you into a discussion of sexual matters (ex: attempted to discuss or comment on your sex life)?	100.00% 7	0.00% 0	0.00% 0	0.00% 0	0.00% 0	7	1.00
Made offensive remarks about your appearance, body, or sexual activities?	100.00% 7	0.00% 0	0.00% 0	0.00% 0	0.00% 0	7	1.00
Made gestures or used body language of a sexual nature which embarrassed or offended you?	100.00% 7	0.00% 0	0.00% 0	0.00% 0	0.00% 0	7	1.00
Made unwanted attempts to establish a romantic relationship with you despite your efforts to discourage it?	100.00% 7	0.00% 0	0.00% 0	0.00% 0	0.00% 0	7	1.00
Continued to ask you for dates, drinks, dinner, etc., even though you said, "No"?	100.00% 7	0.00% 0	0.00% 0	0.00% 0	0.00% 0	7	1.00
Touched you in a way that you found uncomfortable?	100.00% 7	0.00% 0	0.00% 0	0.00% 0	0.00% 0	7	1.00
Made unwanted attempts to stroke, fondle, or kiss you?	100.00% 7	0.00% 0	0.00% 0	0.00% 0	0.00% 0	7	1.00
Made you feel like you were being bribed with some sort of a reward or special treatment to engage in sexual behavior?	100.00% 7	0.00% 0	0.00% 0	0.00% 0	0.00% 0	7	1.00
Made you feel threatened with some sort or retaliation for not being sexually cooperative (ex: Mentioning and upcoming review, test, assignment, etc.)?	100.00% 7	0.00% 0	0.00% 0	0.00% 0	0.00% 0	7	1.00
Treated you badly for refusing to have sex?	100.00% 7	0.00% 0	0.00% 0	0.00% 0	0.00% 0	7	1.00
Implied better treatment if you were sexually cooperative?	100.00% 7	0.00% 0	0.00% 0	0.00% 0	0.00% 0	7	1.00

Q26 Sexual harassment victimization follow up questions: Think about the incident/s that you have identified that has a significant effect on you and answer the following questions about that incident/s (Questions 26-31)The situation involved (check all that apply)

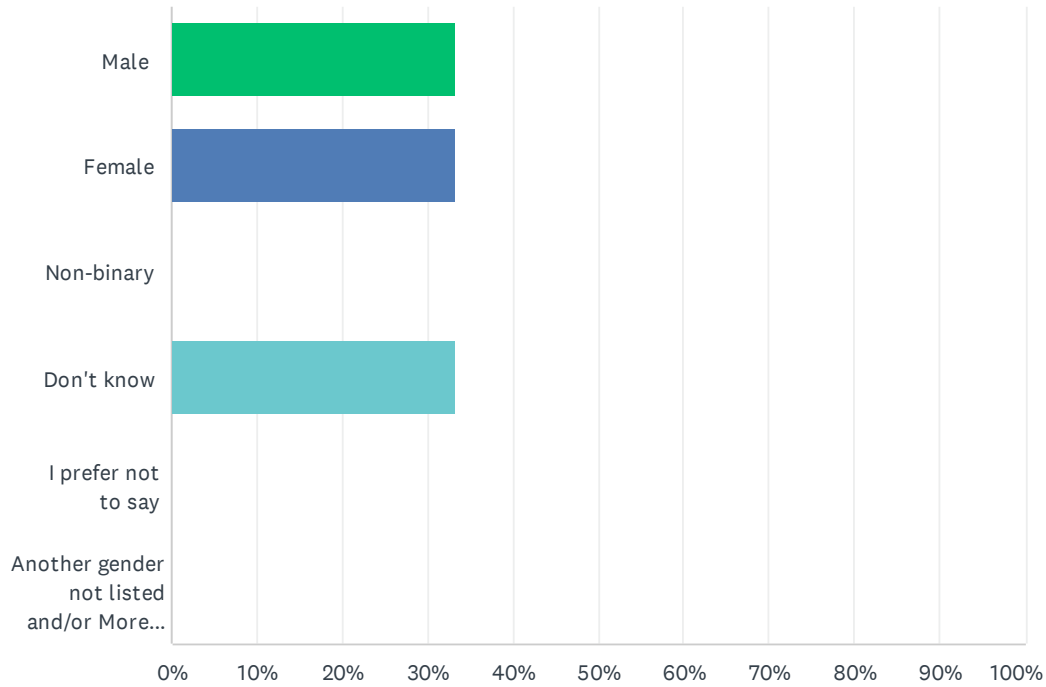
Answered: 7 Skipped: 0



ANSWER CHOICES	RESPONSES	
Sexist or sexually offensive language, gestures, or pictures	14.29%	1
Unwanted sexual attention	0.00%	0
Unwanted touching	0.00%	0
Subtle or explicit bribes or threats	0.00%	0
Not Applicable	85.71%	6
Total Respondents: 7		

Q27 How would you describe the gender of the person/s who engaged in the conduct towards you?

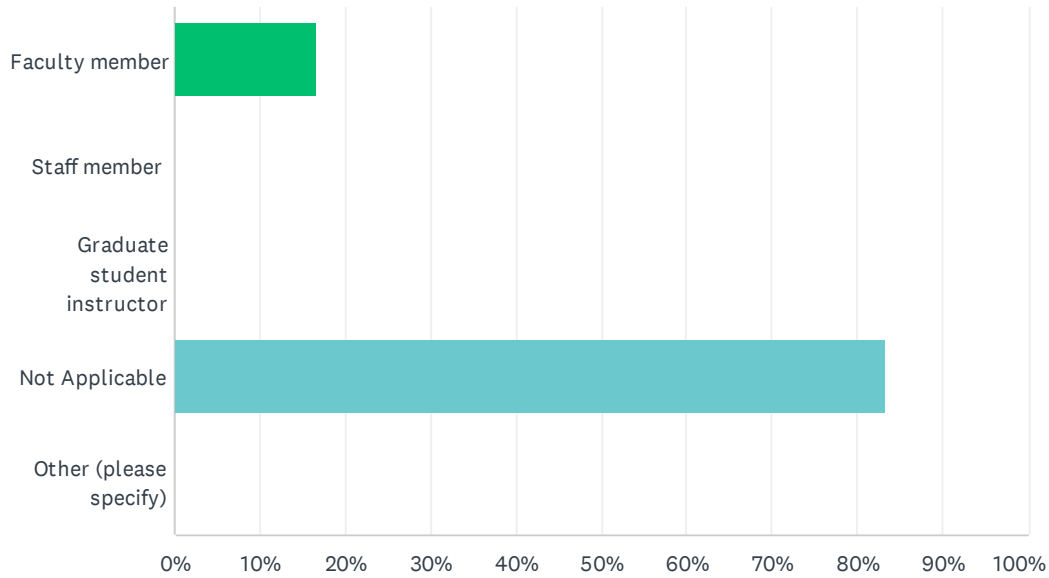
Answered: 3 Skipped: 4



ANSWER CHOICES	RESPONSES	
Male	33.33%	1
Female	33.33%	1
Non-binary	0.00%	0
Don't know	33.33%	1
I prefer not to say	0.00%	0
Another gender not listed and/or More than one person (please specify)	0.00%	0
TOTAL		3

Q28 Status at MSL? (Check all that apply)

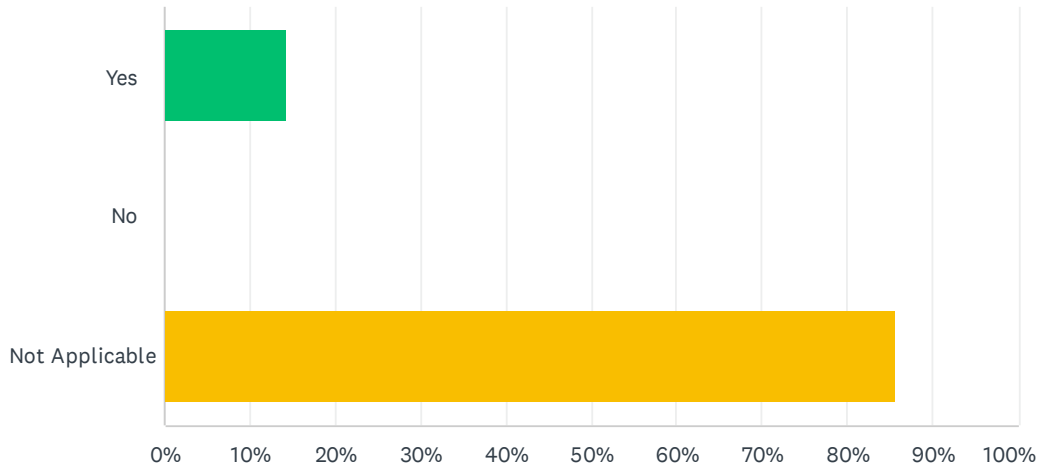
Answered: 6 Skipped: 1



ANSWER CHOICES	RESPONSES	
Faculty member	16.67%	1
Staff member	0.00%	0
Graduate student instructor	0.00%	0
Not Applicable	83.33%	5
Other (please specify)	0.00%	0
Total Respondents: 6		

Q29 Did this happen on campus?

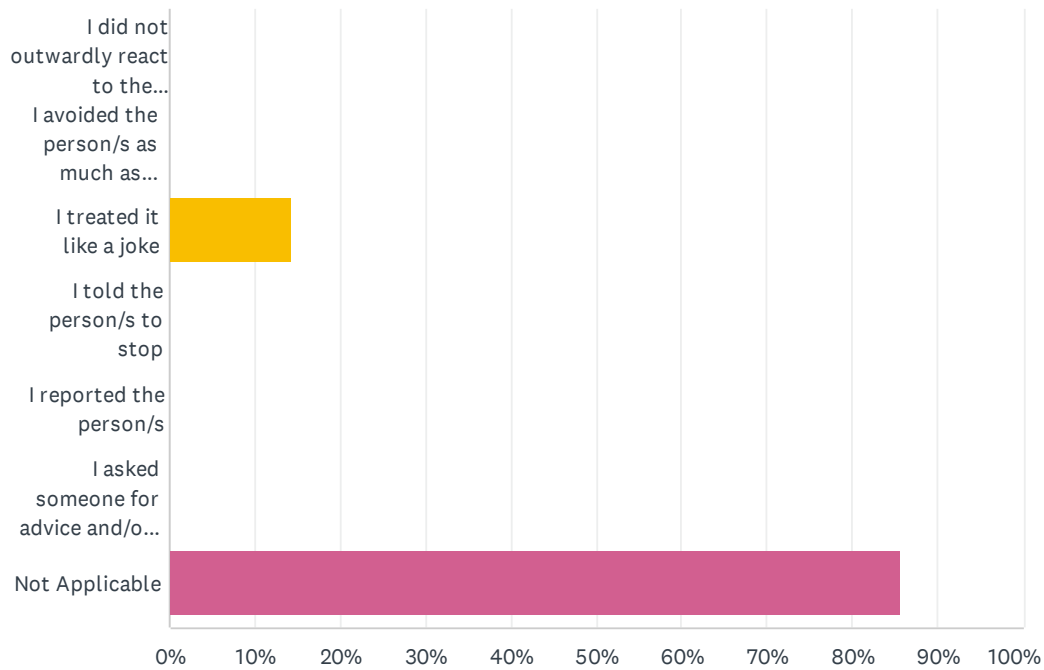
Answered: 7 Skipped: 0



ANSWER CHOICES	RESPONSES
Yes	14.29% 1
No	0.00% 0
Not Applicable	85.71% 6
TOTAL	7

Q30 Please tell us how you reacted to the situation (check all that apply)

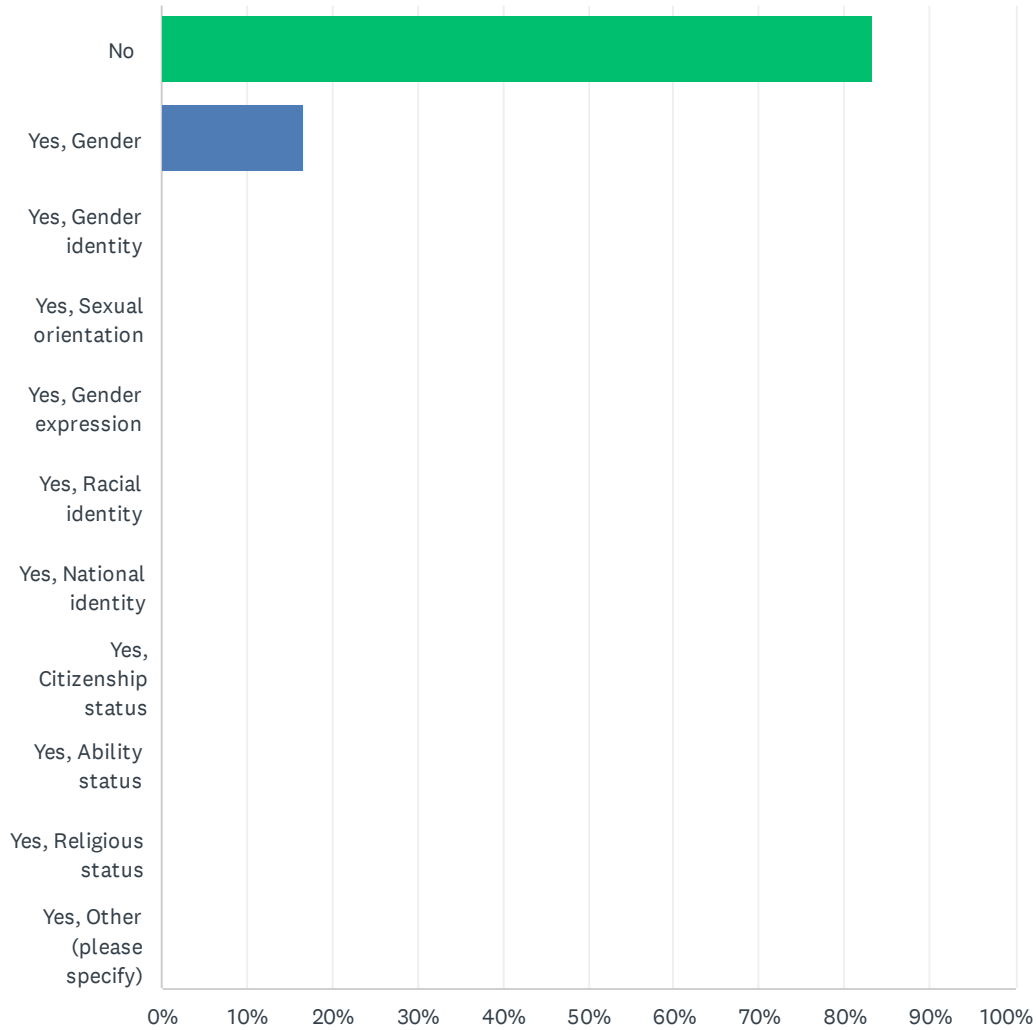
Answered: 7 Skipped: 0



ANSWER CHOICES	RESPONSES	
I did not outwardly react to the situation	0.00%	0
I avoided the person/s as much as possible	0.00%	0
I treated it like a joke	14.29%	1
I told the person/s to stop	0.00%	0
I reported the person/s	0.00%	0
I asked someone for advice and/or support	0.00%	0
Not Applicable	85.71%	6
Total Respondents: 7		

Q31 The Task Force proposes inclusion of the following model question:
Do you believe that any aspect of your identity played a role in any of the incidents of dating violence you may have identified above? If YES, please select all that apply:

Answered: 6 Skipped: 1

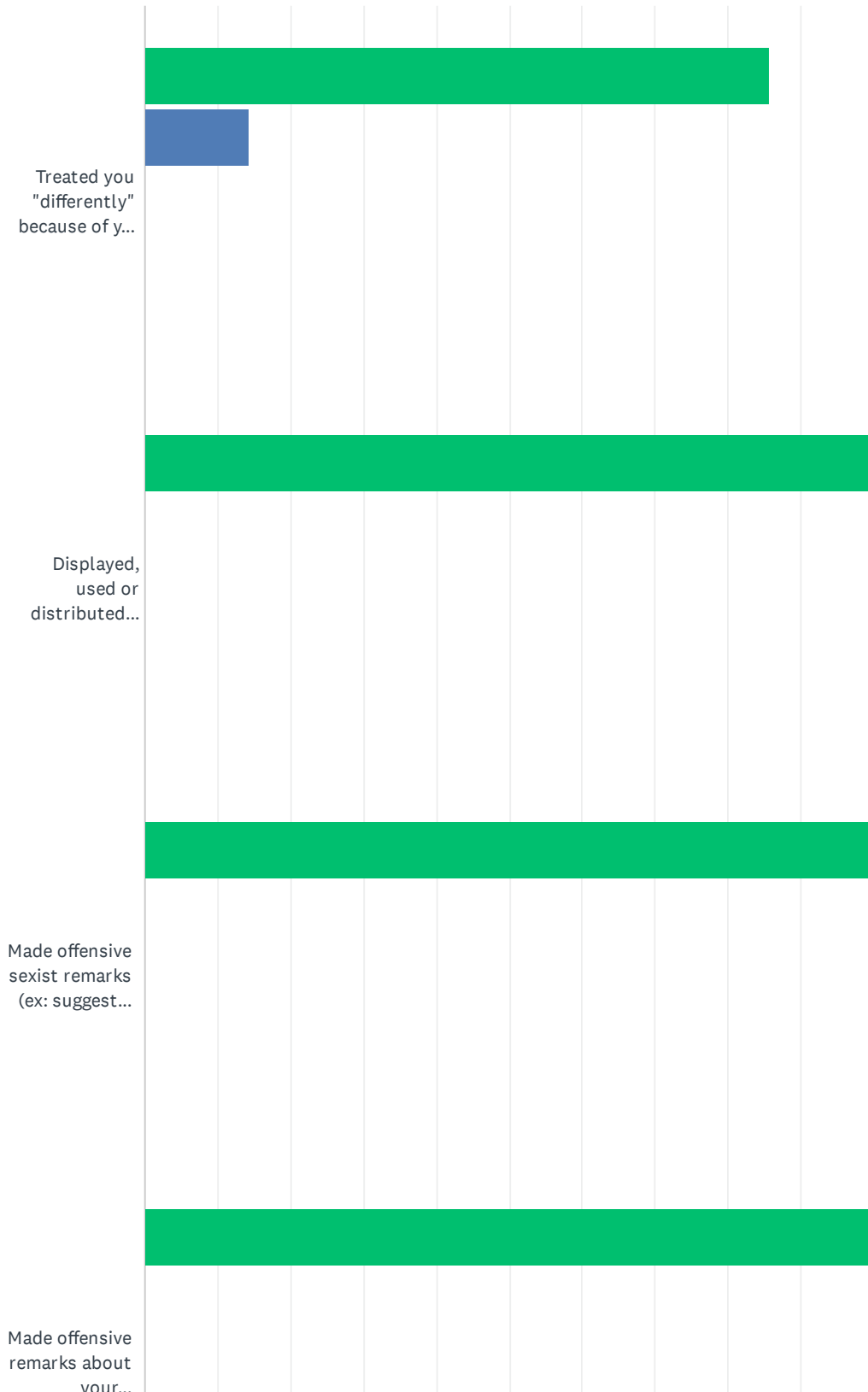


MSL Dating Violence Victimization on Campus Survey

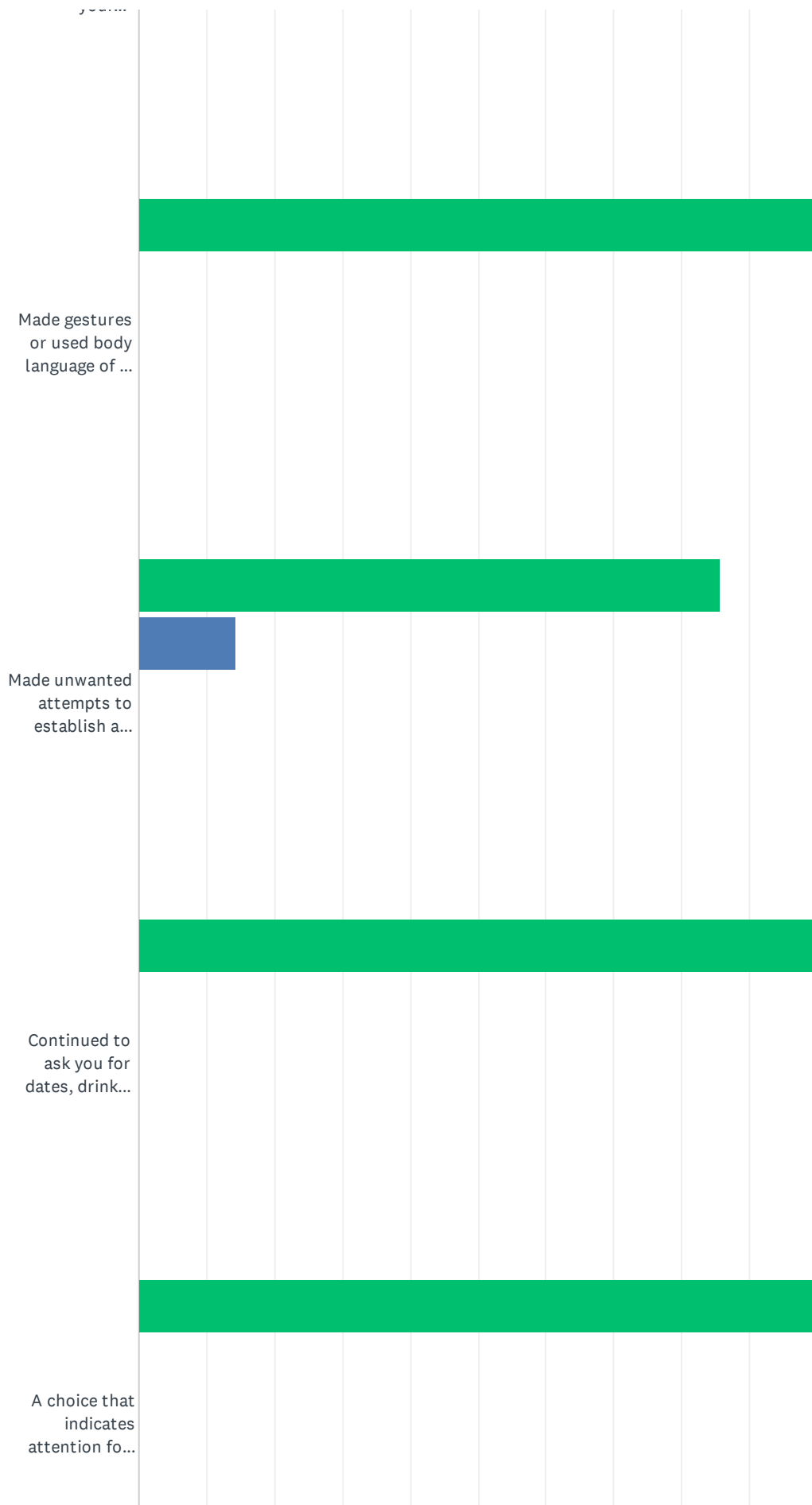
ANSWER CHOICES	RESPONSES	
No	83.33%	5
Yes, Gender	16.67%	1
Yes, Gender identity	0.00%	0
Yes, Sexual orientation	0.00%	0
Yes, Gender expression	0.00%	0
Yes, Racial identity	0.00%	0
Yes, National identity	0.00%	0
Yes, Citizenship status	0.00%	0
Yes, Ability status	0.00%	0
Yes, Religious status	0.00%	0
Yes, Other (please specify)	0.00%	0
Total Respondents: 6		

Q32 Sexual Harassment by Students: Since you enrolled at MSL, have you been in a situation in which a student or students:

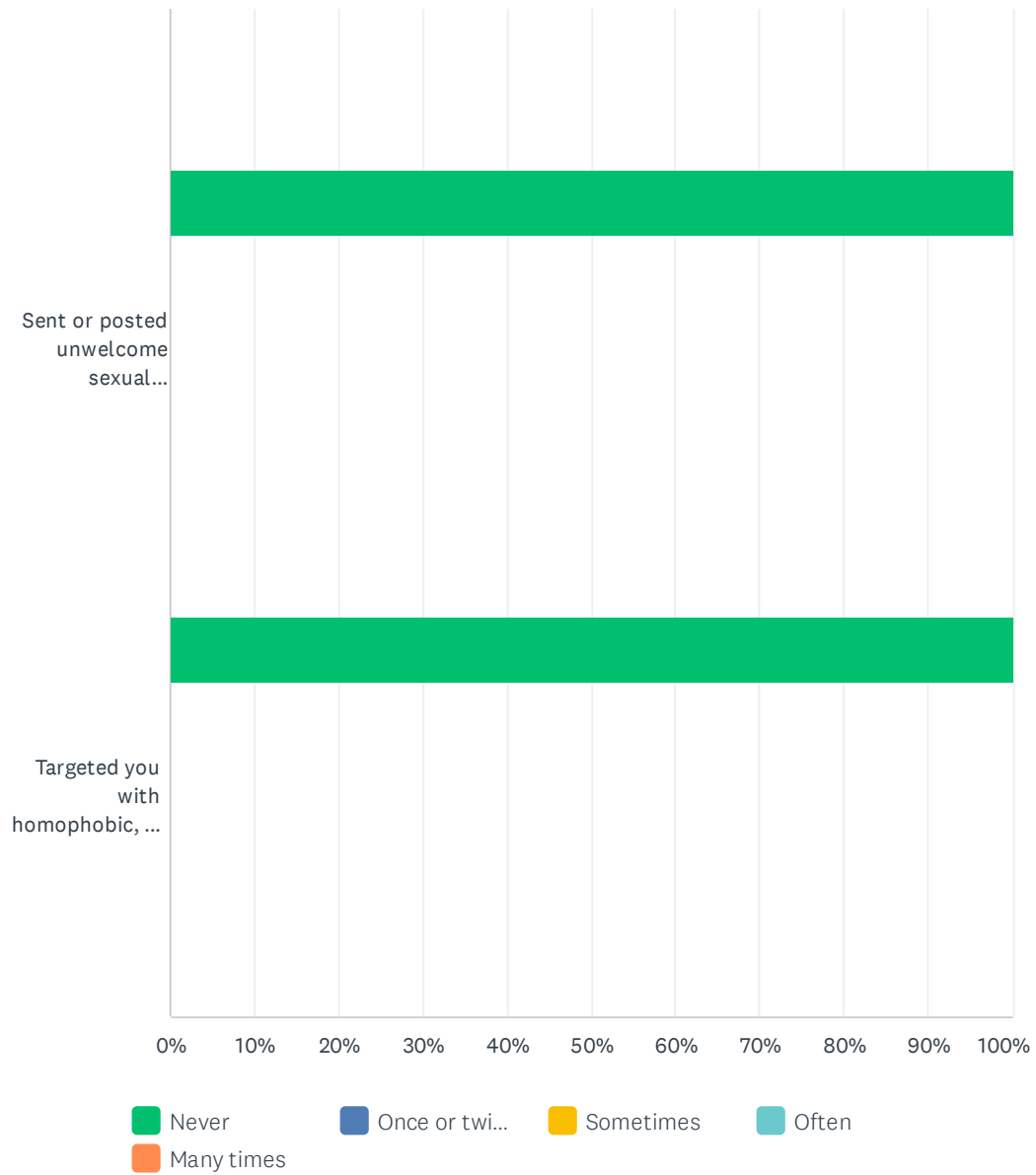
Answered: 7 Skipped: 0



MSL Dating Violence Victimization on Campus Survey



MSL Dating Violence Victimization on Campus Survey

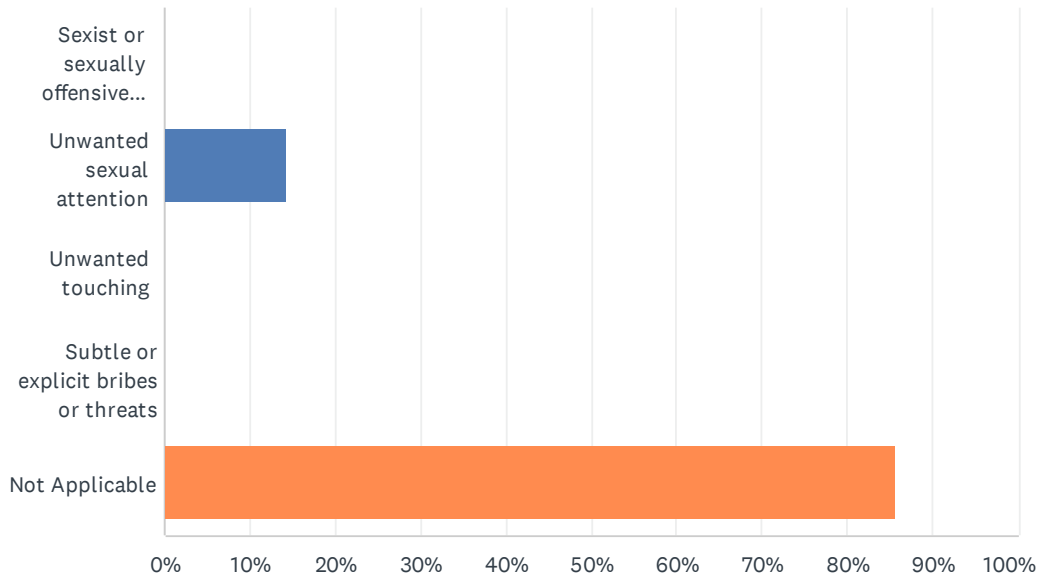


MSL Dating Violence Victimization on Campus Survey

	NEVER	ONCE OR TWICE	SOMETIMES	OFTEN	MANY TIMES	TOTAL	WEIGHTED AVERAGE
Treated you "differently" because of your sex (ex: mistreated, slighted, or ignored you)?	85.71% 6	14.29% 1	0.00% 0	0.00% 0	0.00% 0	7	1.14
Displayed, used or distributed sexist or suggestive materials (ex: pictures, stories, or pornography which you found offensive)?	100.00% 7	0.00% 0	0.00% 0	0.00% 0	0.00% 0	7	1.00
Made offensive sexist remarks (ex: suggesting that people of your sex are not suited for the kind of work you do)?	100.00% 7	0.00% 0	0.00% 0	0.00% 0	0.00% 0	7	1.00
Made offensive remarks about your appearance, body, or sexual activities?	100.00% 7	0.00% 0	0.00% 0	0.00% 0	0.00% 0	7	1.00
Made gestures or used body language of a sexual nature which embarrassed or offended you?	100.00% 7	0.00% 0	0.00% 0	0.00% 0	0.00% 0	7	1.00
Made unwanted attempts to establish a romantic relationship with you despite your efforts to discourage it?	85.71% 6	14.29% 1	0.00% 0	0.00% 0	0.00% 0	7	1.14
Continued to ask you for dates, drinks, dinner, etc., even though you said, "No"?	100.00% 7	0.00% 0	0.00% 0	0.00% 0	0.00% 0	7	1.00
A choice that indicates attention for this item would be, "once or twice"	100.00% 7	0.00% 0	0.00% 0	0.00% 0	0.00% 0	7	1.00
Sent or posted unwelcome sexual comments, jokes, or pictures by text, email, social media, or other electronic means?	100.00% 7	0.00% 0	0.00% 0	0.00% 0	0.00% 0	7	1.00
Targeted you with homophobic, or transphobic comments or images by text, email, social media, or other electronic means?	100.00% 7	0.00% 0	0.00% 0	0.00% 0	0.00% 0	7	1.00

Q33 Sexual harassment victimization follow up questions: Think about the incident/s that you have identified that has a significant effect on you and answer the following questions about that incident/s (Questions 33-39)The situation involved (check all that apply)

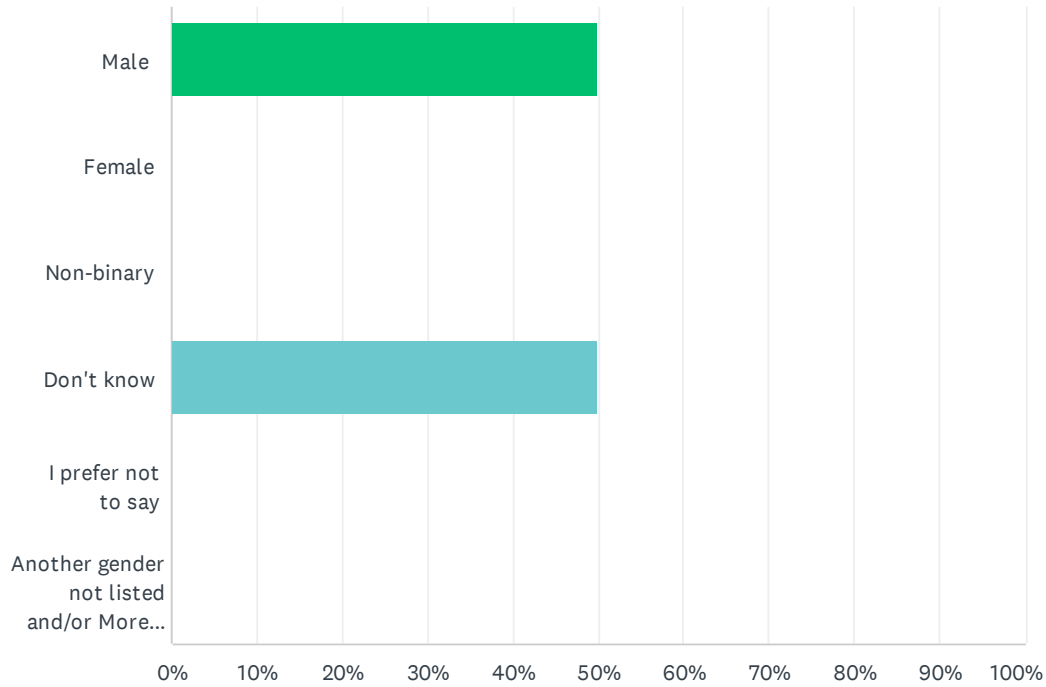
Answered: 7 Skipped: 0



ANSWER CHOICES	RESPONSES	
Sexist or sexually offensive language, gestures, or pictures	0.00%	0
Unwanted sexual attention	14.29%	1
Unwanted touching	0.00%	0
Subtle or explicit bribes or threats	0.00%	0
Not Applicable	85.71%	6
Total Respondents: 7		

Q34 How would you describe the gender of the person/s who engaged in the conduct towards you?

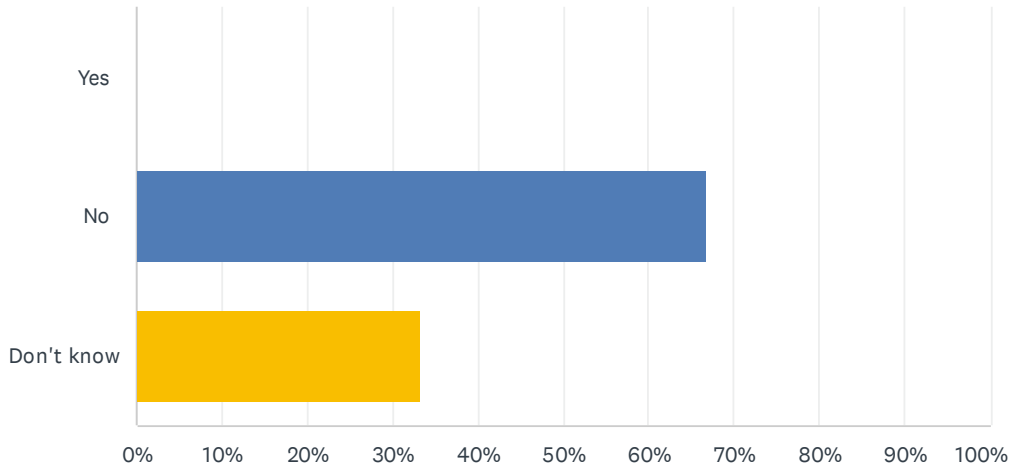
Answered: 2 Skipped: 5



ANSWER CHOICES	RESPONSES	
Male	50.00%	1
Female	0.00%	0
Non-binary	0.00%	0
Don't know	50.00%	1
I prefer not to say	0.00%	0
Another gender not listed and/or More than one person (please specify)	0.00%	0
TOTAL		2

Q35 Was the person or persons an undergraduate student/s at MSL (Check all that apply if more than one person)

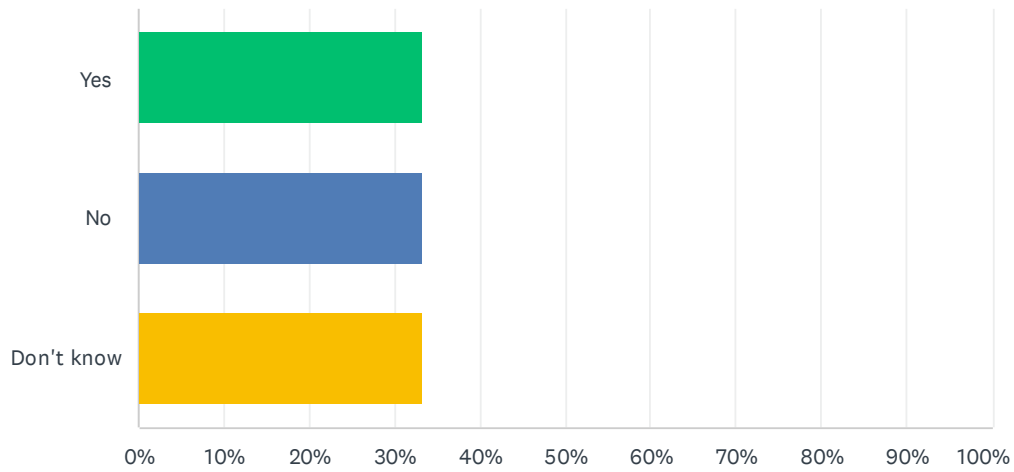
Answered: 3 Skipped: 4



ANSWER CHOICES	RESPONSES	
Yes	0.00%	0
No	66.67%	2
Don't know	33.33%	1
Total Respondents: 3		

Q36 Was the other person/s a gradate or professional student/s at MSL?

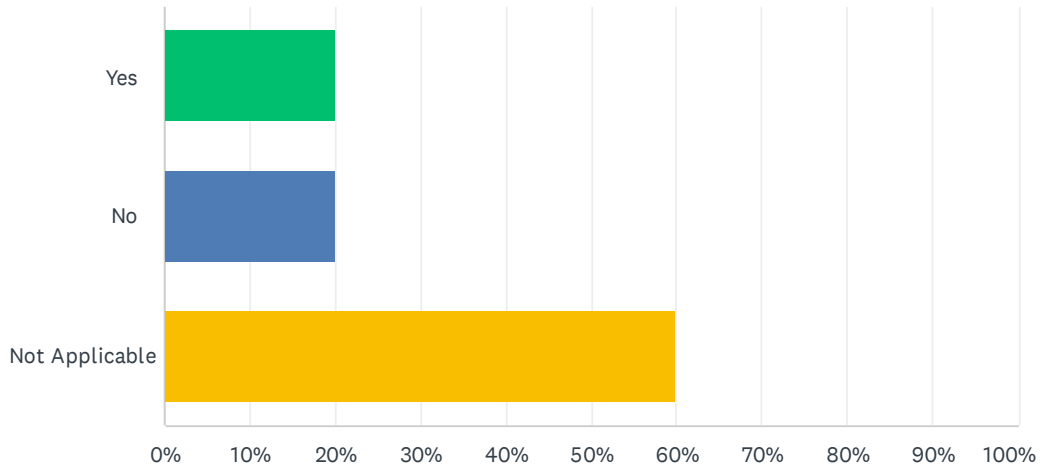
Answered: 3 Skipped: 4



ANSWER CHOICES	RESPONSES
Yes	33.33% 1
No	33.33% 1
Don't know	33.33% 1
TOTAL	3

Q37 Did this happen on campus?

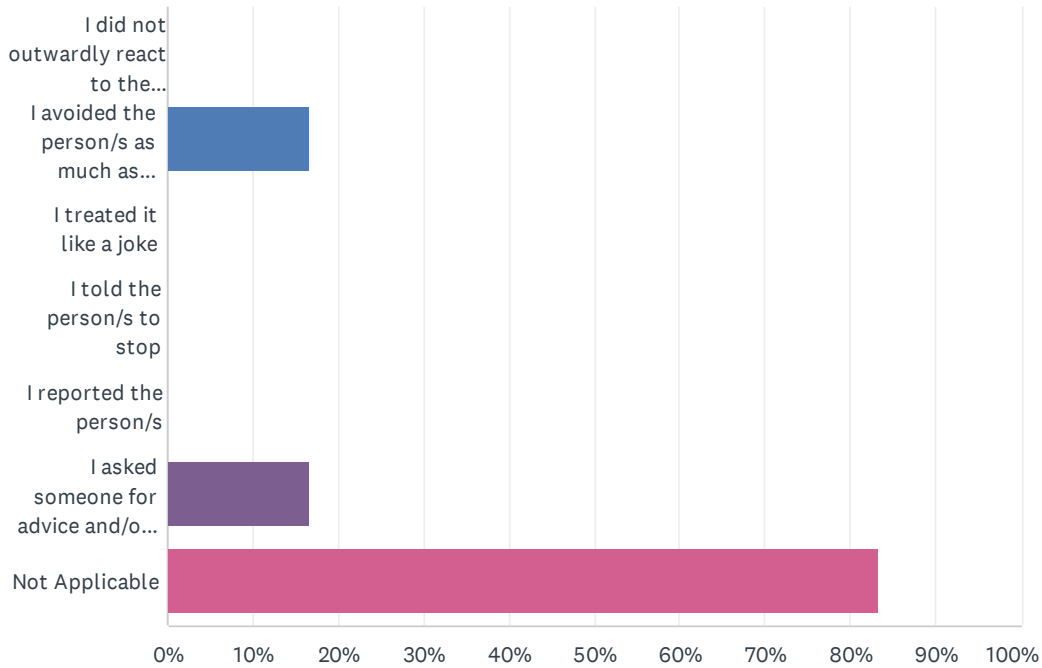
Answered: 5 Skipped: 2



ANSWER CHOICES	RESPONSES	
Yes	20.00%	1
No	20.00%	1
Not Applicable	60.00%	3
TOTAL		5

Q38 Please tell us how you reacted to the situation (check all that apply)

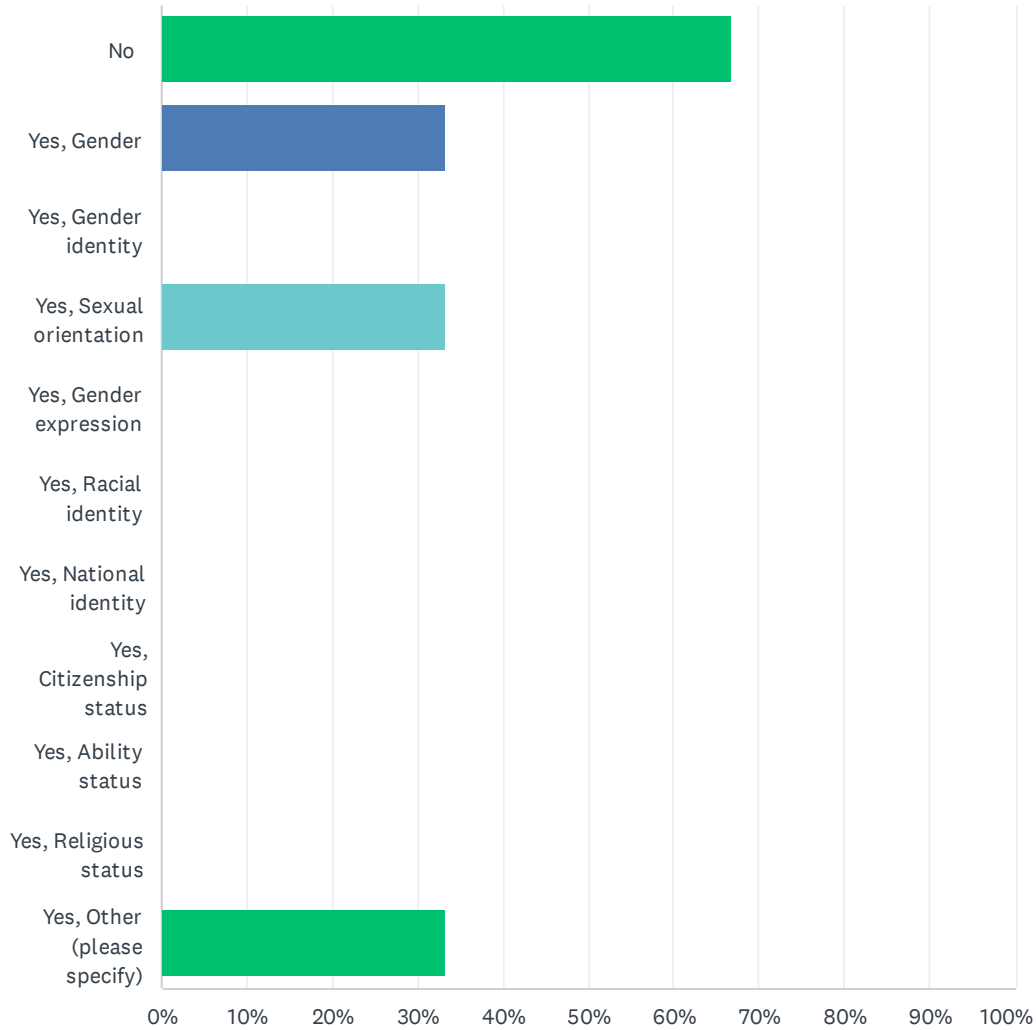
Answered: 6 Skipped: 1



ANSWER CHOICES	RESPONSES	
I did not outwardly react to the situation	0.00%	0
I avoided the person/s as much as possible	16.67%	1
I treated it like a joke	0.00%	0
I told the person/s to stop	0.00%	0
I reported the person/s	0.00%	0
I asked someone for advice and/or support	16.67%	1
Not Applicable	83.33%	5
Total Respondents: 6		

Q39 The Task Force proposes inclusion of the following model question:
Do you believe that any aspect of your identity played a role in any of the incidents of dating violence you may have identified above? If YES, please select all that apply:

Answered: 3 Skipped: 4



MSL Dating Violence Victimization on Campus Survey

ANSWER CHOICES	RESPONSES	
No	66.67%	2
Yes, Gender	33.33%	1
Yes, Gender identity	0.00%	0
Yes, Sexual orientation	33.33%	1
Yes, Gender expression	0.00%	0
Yes, Racial identity	0.00%	0
Yes, National identity	0.00%	0
Yes, Citizenship status	0.00%	0
Yes, Ability status	0.00%	0
Yes, Religious status	0.00%	0
Yes, Other (please specify)	33.33%	1
Total Respondents: 3		